



Lokmanya Tilak Jankalyan Shikshan Sanstha's

PRIYADARSHINI COLLEGE OF ENGINEERING

(Recognised by A.I.C.T.E., New Delhi & Govt. of Maharashtra, Affiliated to R.T.M.Nagpur University)

Near CRPF Campus, Hingna Road, Nagpur-440 019, Maharashtra (India)

Phone : 07104 – 236381, 237307, Fax : 07104 – 237681,

email : principal.pce.ngp@gmail.com, www.pcenagpur.edu.in



1.3.2 Average percentage of courses that include experiential learning through project work/field work/internship during last five years

ELECTRONICS ENGINEERING

SESSION (2020-2021)



**PRIYADARSHINI COLLEGE
OF ENGG. NAGPUR
CERTIFIED DOCUMENT**

Page .2..... to⁹¹.....


Principal



**Lokmanya Tilak Jankalyan Shikshan Sanstha's
PRIYADARSHINI COLLEGE OF ENGINEERING**

(Recognised by A.I.C.T.E., New Delhi & Govt. of Maharashtra, Affiliated to R.T.M.Nagpur University)
Near CRPF Campus, Hingna Road, Nagpur-440 019, Maharashtra (India)
Phone : 07104 – 236381, 237307, Fax : 07104 – 237681,
email : principal.pce.ngp@gmail.com, www.pcenagpur.edu.in



1.3.2 Average percentage of courses that include experiential learning through project work/field work/internship during last five years

B.E – ELECTRONICS ENGINEERING

SESSION(2020-2021)

Sr. No	Name of the course that include experiential learning through Project work/ Internship	Subject Code	Domain	Page No
1	Electronic Devices and Circuits	BEENE302T/P	Analog & Digital Circuits	1-20
2	Analog Circuits & Design	BEENE503T/P		
3	Electronics Workshop Practice	BEENE606P		
4	Electromagnetic Fields	BEENE403T		
5	Digital Circuits and Fundamental of Microprocessor	BEENE404T/P		
6	Microprocessor & Microcontroller	BEENE502T/P		
7	Electronics Measurement and Instrumentation	BEENE303T/P		
8	Network Analysis and Synthesis	BEENE305T	Signal Processing	21-34
9	Control System Engineering	BEENE603T		
10	Signals & Systems	BEENE405T		
11	DSP Processor & Architecture	BEENE701T/P		
12	Digital Signal Processing	BEENE602T/P		
13	Advanced Digital System Design	BEENE704T/P	VLSI/Embedded System	35-47
14	Embedded System	BEENE702T/P		
15	Microelectromechanical System and System On Chip	BEENE801T		
16	CMOS VLSI Design	BEENE803T/P		
17	Communication Electronics	BEENE504T	Communication	48-74
18	Microwave Engineering	BEENE601T/P		
19	Digital Communication	BEENE604T/P		
20	Optical Communication	BEENE703T		
21	Computer Communication Network	BEENE802T/P		
22	Elective -1 Mobile Communication	BEENE705T		
23	Elective-2 Wireless Sensor Network	BEENE804T		
24	Elective-3 Data Compression & Encryption	BEENE805T		
25	Object Oriented Programming & Data Structure	BEENE304T/P	Others	75-89
26	Power Devices & Machines	BEENE402T/P		
27	Environmental Studies	BEENE406T		
28	Industrial Economics & Entrepreneurship Development	BEENE505T		
29	Industrial Visit	BEENE607P		

Principal
Priyadarshini College of Engg.
Nagpur.

ANALOG & DIGITAL CIRCUITS DOMAIN

B. E. Third Semester

(Electronics / Electronics & Communication / Electronics & Telecommunication Engg)

ELECTRONIC DEVICES AND CIRCUITS

Duration : 3 Hr.

College Assessment : 20 Marks

University Assessment : 80 Marks

Subject Code : BEENE302T / BEECE302T/ BEETE302T

[4 – 0 – 1 –

5]

Objectives :

- (1) To present a clear consistent picture of the internal physical behavior of many electronic devices so that their studies of electronic circuits and system will be meaningful.
- (2) To develop the basic tools with which they can later learn about newly developed devices and applications.

Outcome :

1. This subject will give an overview of various semiconductor devices
2. At the end of this course, the students will be able to analyze and design amplifier circuits, oscillators and filter circuits employing BJT, FET devices.

Unit I : Diodes and it's applications

(08)

PN junction diode, Volt-amp characteristics, Temperature dependence, Transition and Diffusion capacitance of PN junction , Zener and Avalanche Breakdown, Diode Rectifiers: Half wave, Full wave and Bridge rectifiers, Types of Filters, Ripple factor , Voltage Doublers.

Unit II : BJT Biasing:

(10)

Introduction, Transistor, construction, transistor operations, BJT characteristics, load line, operating point, Necessity of BJT biasing, Transistor biasing methods, Stability factor, Thermal stabilization, Thermal runaway and Compensation circuits, Transistor as an Amplifier

Unit III : Transistor Small Signal Analysis & Negative feedback amplifier

((12)

h-parameter model, Analysis of Transistor Amplifier circuits using h-parameters, CB,CE and CC Amplifier configurations and performance factors.

Principle of Negative feedback in electronic circuits, Voltage series, Voltage shunt, Current series, Current shunt types of Negative feedback, Typical transistor circuits effects of Negative feedback on Input and Output impedance, Voltage and Current gains, Bandwidth, Noise and Distortion.

Unit IV :

(10)

Principle of Positive feedback, Concept of Stability in electronics circuits, Barkhausen criteria for oscillation, Principle of operation of RC Phase Shift, Wien Bridge, Colpitt's, Hartley, Crystal oscillators.

Principle of operation of Transistorized Astable, Bistable and Monostable multivibrator.

Unit V : Power Amplifiers:

(10)

Power dissipation in transistors, Harmonic distortion, Amplifiers Classification, (Class-A, Class-B, Class-C, Class-AB) Efficiency, Push-pull and complementary Push-pull amplifiers, Cross-over distortion.

Unit VI : Field Effect Transistor and MOSFET:

(10)

JFET and its characteristics, Pinch off voltage, Drain saturation current, JFET amplifiers, CS, CD, CG amplifiers, their analysis using small signal JFET model, Biasing the FET, The FET as VVR Overview of D-MOSFET, E-MOSFET, n MOSFET, pMOSFET.

Text Books

1. J. Millman and Halkias : "Electronic devices and circuits", TMH Publications
2. Boylestad & Nashelsky : "Electronic Devices & Circuit Theory", PHI publications.
3. Salivahanan, Suresh Kumar, Vallavaraj: "Electronic devices and circuits", TMH Publications.

Reference Book

1. J. Millman and Halkias: "Integrated Electronics, Analog & Digital Circuits & Systems" TM- 2000.
2. Sedra & Smith: "Micro Electronic Circuits" Oxford University Press, 2000
3. Albert Malvino : " Electronics Principles", TMH Publications.
4. Floyd : "Electronic Devices", Pearson Publications.
5. Schilling & Belooove : " Electronics Circuits Discrete and Integrated", Mc.Graw Hill Publications.

B. E. Fifth Semester

(Electronics /Electronics & Communication/ Electronics & Telecommunication Engg)

ANALOG CIRCUIT AND DESIGN

Duration: 3 Hrs.

College Assessment: 20 Marks

University Assessment: 80 Marks

Subject Code: BEENE503T/ BEECE503T/BEETE503T

[4 – 0 – 1 – 5]

Objectives:

The course objectives are:

1. To study the basic characteristic, construction, open loop & close loop operations of Op-Amp.
2. To study linear and non linear applications of Op-Amp.
3. To study the design of Electronic Circuits for Oscillator, Multivibrator and Active Filters
4. To enable students to design regulated power supply using regulated ICs

Outcome:

After completing this course students shall be able to:

1. Describe basic differential Amplifier using transistor and its operation & characteristic.
2. Design linear Op-Amp circuits such as Voltage follower, Summing amplifier, scaling and averaging amplifier, Instrumentation amplifier circuits for various practical applications.
3. Design non-linear Op-Amp such as Comparators, Comparator IC such as LM 339, Schmitt trigger, multivibrator circuits for various practical applications using IC555.
4. Analyze and design amplifier circuits, oscillators, Filter, regulated power supply

Unit I: OP-Amp Fundamentals:

(8)

Block diagram of OP-Amp (Basic Building Blocks), Basic differential Amplifier using transistor and its operation, OP-Amp parameters, characteristic and Definition, Ideal OP-Amp, Equivalent circuit, Voltage Transfer curve, Inverting and Non-inverting configurations and design, concepts of virtual short and ground.

Unit II: OP-Amp Linear Applications:

(10)

Voltage follower, Summing amplifier, scaling and averaging amplifier, Instrumentation amplifier and applications, Integrator and differentiators (Practical considerations and design), Peak detector, Log and antilog amplifiers using OP-Amp & Transistor and analog multipliers.

Unit III: OP-Amp Non-Linear Applications:
(12)

Comparators, Schmitt trigger, Comparator IC such as LM 339, Clipper and Clamper, Precision Rectifier, PLL

Multivibrators: Bistable, Monostable, Astable multivibrator circuits using IC 555, Sample/Hold circuits, D/A (R/R) & A/D conversion circuits (Successive Approximation Method), design of ADC using 0804 ICs.

Unit IV: Design of Power supply system:
(09)

Unregulated D.C. power supply system with rectifiers and filters, Design of series voltage regulators, Design of regulators using IC 78xx and 79xx, protection circuits for regulators, Design of SMPS (Buck & Boost)

Unit V: Design of sinusoidal oscillators & Function generator: (09)

OPAMP based Wein Bridge and Phase Shift oscillators, Transistorized Hartley, Colpitts oscillator, and Crystal oscillators, Evaluation of figure of merit for all above oscillator circuits. Design of function generators.

Unit VI: Design of Filters & Drivers:
(12)

Advantages of active filters, Design of Butterworth Active Filter, Design of Active filter of LPF, HPF, BPF of 1st order, 2nd and higher order (up to 6th order) Butterworth filter.

Design of Relay driver circuit, Design of stepper motor control circuit, Design of Dc servo motor control circuit

Books:

Text Books:

1. Operational Amplifier and Applications: R. Gayakwad.
2. Monograph on Electronic circuit Design: Goyal & Khetan.
3. Designing with Op-Amps: Franco (Mc Graw Hill).

Ref Books:

1. Linear Integrated Circuits Marnall I, II, and III: National Semiconductor.
2. Linear Applications Handbook National Semiconductors.
3. Regulated Power supply Handbook. Texas Instruments.

B. E. Sixth Semester

(Electronics / Electronics & Communication/ Electronics & Telecommunication Engg)

Electronics Workshop Practice

Duration: 2 Hrs.

College Assessment: 25Marks

University Assessment: 25 Marks

Subject Code: BEECE606P/ BEETE606P/ BEENE606P

[0 – 2 – 0 – 2]

Objectives:

1. To make students familiar with measuring instruments like CRO, DSO and Signal Generator.
2. To make students familiar with Interfacing Peripheral with computer.
3. To understand PCB Designing process
4. To enable students to design & fabricate their own Hardware.

Outcome:

At the end of the course the students shall be able

- to:
1. Use DSO and Spectrum Analyzer.
 2. Interface peripherals with computer.
 3. Design PCB using PCB designing software.
 4. Design & fabricate mini project.

Practical 1: Study of Functioning of Spectrum Analyzer and Digital Storage oscilloscope. (2 Hrs.)

Practical 2: Study of different Electronic components. (2 Hrs.)

Practical 3: Printed Circuit Boards (PCB): (4 Hrs.)

Types, Layout procedure, artwork, Fabrication (In this, fabrications of small circuit Using discrete component on single side PCB is expected).

Practical 4: Interfacing of displays (LCD, LED, 7 Segment) with PCs (2 Hrs.)

Practical 5: Hardware Mini Project (14 Hrs.)

- Hardware Mini project should consist of Circuit design, PCB fabrication, assembling & testing of small digital or analog application circuit.
- Mini Project work should be carried out by a group of maximum three students.
- Student should use standard software available for drawing circuit schematic, simulating the design and PCB (single/double sided) layout of circuit.

B. E. Fourth Semester

(Electronics / Electronics & Communication / Electronics & Telecommunication Engg)

ELECTROMAGNETIC FIELDS

Duration : 3 Hr.

College Assessment : 20 Marks

University Assessment : 80 Marks

Subject Code : BEENE403T/ BEECE403T/ BEETE403T

[4 – 0 – 1 – 5]

Objectives : To provide the students of Engineering with a clear and logical presentation of basic concepts and principles of electromagnetic.

Outcomes :

After the completion of this subjects, the students will

1. Understand the concepts of Electric, Magnetic and Electromagnetic fields required to understand the concepts of Electronic Communication.
2. Understand the different coordinate system for mathematical analysis of Electromagnetic Engineering.
3. Understand the different theorems and their use in Electromagnetic field.
4. Understand the use of waveguides for the transmission of electromagnetic waves at higher frequencies.
5. Understand the basic concepts of Radiation and Elements used for radiation along with the basic terminologies.

UNIT I : ELECTROSTATICS

(12)

Introduction to Cartesian, Cylindrical and Spherical coordinate systems, Electric field intensity, flux density, Gauss's law, Divergence, Divergence Theorem, Electric potential and potential gradient.

UNIT II: MAGNETOSTATICS:

(10)

Current density and continuity equation, Biot-Savart's law, Ampere's circuital law and applications, Magnetic flux and Flux density, Scalar and Vector magnetic potentials.

UNIT III: MAXWELL'S EQUATIONS AND BOUNDARY CONDITIONS: (08)

Maxwell's equations for steady fields. Maxwell's equations for time varying fields. Electric and magnetic boundary conditions.

UNIT IV :ELECTROMAGNETIC WAVES (10)

Electromagnetic wave equation, wave propagation in free space, in a perfect dielectric, and perfect conductor, skin effect, Poynting vector and Poynting theorem, reflection and refraction of uniform plane wave at normal incidence plane, reflection at oblique incident angle

UNIT V: WAVEGUIDES (10)

Introduction, wave equation in Cartesian coordinates, Rectangular waveguide, TE, TM, TEM waves in rectangular guides, wave impedance, losses in wave guide, introduction to circular waveguide.

UNIT VI: RADIATION (10)

Retarded potential, Electric and magnetic fields due to oscillating dipole (alternating current element), power radiated and radiation resistance, application to short monopole and dipole. Antenna Efficiency, Beam-width, Radiation Intensity, Directive Gain Power Gain & Front To Back Ratio. Advance topics on the subject

TEXT BOOKS:

1. W.H Hayt. and J.A. Buck : " Engineering Electromagnetics", McGraw Hill Publications.
2. Antenna & wave propagation, by K. D. Prasad, PHI Publication.
3. E.C. Jordan and K.C.Balmain : "Electromagnetic Waves and Radiating System", PHI Publications.

REFERENCE BOOKS:

1. Rao : "Elements of Engineering Electromagnetics", Pearson education
2. E J.D Krauss : "Electromagnetics" , Mc-Graw Hill Publications.

B. E. Fourth Semester

(Electronics / Electronics & Communication / Electronics & Telecommunication Engg)

DIGITAL CIRCUITS AND FUNDAMENTAL OF MICROPROCESSOR

Duration : 3 Hr.

College Assessment : 20 Marks

University Assessment : 80 Marks

Subject Code : BEENE404T / BEECE404T/ BEETE404T

[4 – 0 – 1 – 5]

Objectives : To acquaint students with various basic digital gates used in digital system and develop logical circuits using Boolean gates, construction of various logic circuits using basic gates.

Outcomes : At the end of the course the student will be able to analyze, design, and evaluate digital circuits of medium complexity, that are based on SSIs, MSIs, and programmable logic devices.

Unit I: Combinational Circuits

(08)

Standard representations for logic functions, k map representation of logic functions (SOP & POS forms), minimization of logical functions for min-terms and max-terms (upto 4 variables), don't care conditions, Design Examples: Arithmetic Circuits, BCD - to - 7 segment decoder, Code converters.

Unit II :Logic Circuit Design

(12)

Adders and their use as subtractor, look ahead carry, ALU, Digital Comparator, Parity generators/checkers, Static and dynamic hazards for combinational logic.

Multiplexers and their use in combinational logic designs, multiplexer trees, Demultiplexers, Encoders & Decoders .

Unit III: Sequential Logic Design

(10)

1 Bit Memory Cell, Clocked SR, JK, MS J-K flip flop ,D and T flip-flops. Use of preset and clear terminals, Excitation Table for flip flops. Conversion of flip flops.

Unit IV : Application of Flip flops:

(10)

Registers, Shift registers, Counters (ring counters, twisted ring counters), Sequence Generators, ripple counters, up/down counters, synchronous counters, lock out, Clock

Skew

Unit V: Digital Logic Families

(08)

Classification of logic families , Characteristics of digital ICs-Speed of operation , power dissipation, figure of merit, fan in, fan out, Comparison table of Characteristics of TTL, CMOS, ECL, RTL, I²L, DCTL.

Classification and characteristics of memories: RAM, ROM, EPROM, EEPROM, NVRAM, SRAM, DRAM, expanding memory size, Synchronous DRAM (SDRAM), Double Data Rate SDRAM, Synchronous SRAM, DDR and QDR SRAM, Content Addressable Memory

Programmable logic devices: Detail architecture, Study of PROM, PAL, PLA, Designing combinational circuits using PLDs.

Unit VI: Fundamental of Microprocessor

(12)

Introduction to microprocessor, Architecture of 8085 microprocessor, Addressing modes, 8085 instruction set, Concept of assembly language programming, Interrupts.

Text Books:

1. Morris Mano : " An approach to digital Design", Pearson Publications.
2. Ramesh Gaonkar : " Microprocessor Architecture, Programming and Applications with the 8085", Penram International Publications.
3. W. Fletcher : "Engg. Approach to Digital Design", PHI Publications.

Reference Books

1. Wakerly Pearson : "Digital Design: Principles and Practices", Pearson Education Publications.
2. Mark Bach : "Complete Digital Design", Tata McGraw Hill Publications
3. R.P. Jain : "Modern digital electronics", TMH Publications.

B. E. Fifth Semester

(Electronics / Electronics & Communication/ Electronics & Telecommunication Engg)

MICROPROCESSOR AND MICROCONTROLLERS

Duration: 3 Hrs.

College Assessment: 20 Marks

University Assessment: 80 Marks

Subject Code: BEENE502T/ BEECE502T/ BEETE502T

[4 – 0 – 1 – 5]

Objectives:

The course objectives are:

1. To study fundamentals of microprocessor and microcontroller systems.
2. To study architecture of microprocessor & to understand the concept of memory organization, stack memory, Assembly language programming.
3. To study different interrupt techniques.
4. To study interfacing of microprocessor & microcontroller with different peripheral devices.

Outcome:

After completing this course students shall be able to:

1. Describe internal organization of 8086/8088 microprocessors & 8051 microcontrollers.
2. Describe the concept of addressing modes and timing diagram of Microprocessor.
3. Interface 8086 & 8051 with Keyboard/ Display, ADC/DAC, Stepper motor etc.
4. Demonstrate the concept of interrupts and its use.
5. Demonstrate the concept of Serial & parallel data communication
6. Describe Handshaking concept and interfacing with peripheral devices.
7. Describe the concept of DMA & Pentium.
8. Describe 8087 Numeric coprocessor & its use in practical application.
9. Interface various Hardware with microprocessor.

Unit I: Intel 8086/8088 microprocessor & Programming:

(09)

8086/8088 microprocessor, Pin diagram, Architecture, features and operating modes, Clock generator 8284, memory organization & interfacing, Addressing modes, complete instruction set.

Unit II: 8086 & Peripheral Interfacing I:

(11)

Assembly language programming of 8086, Interrupt structure, I/O interfacing, Interfacing of peripherals like 8255 PPI, multiplexed 7-seg display & matrix keyboard interface using 8255. Programmable Keyboard/Display controller 8279, Organization, Working modes, command words & interfacing.

Unit III: 8086 & Peripheral Interfacing II:

(10)

Programmable interval timer/counter 8254; Architecture, working modes, interfacing 8259 PIC, Organization, control words, interfacing, cascading of 8259's. Serial communication, Classification & transmission formats. USART 8251, Pins & block diagram, interfacing with 8086 & programming.

Unit – IV: Numeric Co-processor & DMA Controller:

(10)

8086 maximum mode pin diagram, Closely coupled & loosely coupled multiprocessor system, 8087 Numeric coprocessor, architecture, interfacing with 8086, instruction set. DMAC 8237, Architecture, interfacing & programming, Introduction to Pentium.

Unit – V: 8051 microcontroller & programming:

(10)

Introduction to 8051 microcontroller, Pin diagram, architecture, features & operation, Ports, memory organization, SFR's, Flags, Counters/Timers, Serial ports. Interfacing of external RAM & ROM with 8051.

8051 Interrupt structure, Interrupt vector table with priorities, enabling & disabling of interrupts

Unit – VI: 8051 microcontroller interfacing:

(10)

Instruction set of 8051; data transfer, logical, arithmetic & branching instructions, Addressing modes, Assembly language programming examples, counter/timer programming in various modes. Serial communication, Operating modes, serial port control register, Baud rates. I/O expansion using 8255, Interfacing keyboard, LED display, ADC & DAC interface, stepper motor interface

Books:

Text Books:

1. Programming & Interfacing of 8086/8088, D.V. Hall, TMH.
2. Microprocessor 8086/8088 Family Programme Interfacing: Liu & Gibson
3. M.A. Mazidi & J.G. Mazidi, the 8051 Microcontroller and Embedded system, 3rd Indian reprint, Pearson Education
4. The Intel Microprocessor 8086 & 80486 Pentium and Pentium Pro. Architecture Programming and Interfacing – Brey.

Reference Books:

1. Intel Reference Manuals, Microprocessors & Microcontrollers: Intel
2. Microcontrollers – Peatman, Mc Graw Hill.
3. Microprocessors & Microcomputers based system design by Md. Rafiquzzaman.
4. 8086/8088 Microprocessors, Walter Triebel & Avtar Singh
5. Introduction to Microprocessors for Engineers and Scientists, P. K. Ghosh, P. R. Sridhar, PHI Publication.
6. The 8051 Microcontroller & Embeded Systems, Kenneth J. Ayala, Dhanvijay V. Gadre, CENGAGE Learning.

B. E. Third Semester

(Electronics / Electronics & Communication / Electronics & Telecommunication Engg)

ELECTRONICS MEASUREMENT AND INSTRUMENTATION

Duration : 3 Hr.

College Assessment : 20 Marks

University Assessment : 80 Marks

Subject Code : BEENE303T/ BEECE303T/ BEETE303T

[4 – 0 – 0 – 4]

Objectives The primary aim of this subject is to acquaint the students with the basic principles of measuring instruments and show how each of them can be exploited for the measurement of large number of variables.

Outcome : At the end of this course, students will be able to:

1. Explain basic concepts and definitions in measurement.
 2. Explain the operation and design of electronic instruments for parameter measurement and operation of different Transducers
 3. Explain the operation of oscilloscopes and the basic circuit blocks in the design of an oscilloscope.
 4. Explain the circuitry and design of various function generators.
-

Unit I : Fundamentals of Electronic Measurement and Instrumentation :

(06)

Necessity of electronic Measurement , Block diagram of electronic measurement system, Types of Measurements, Function of instruments and measurement systems, Applications of measurement system, Elements of measurement system, Types of instruments, Theory of errors, Accuracy and Precision, Types of errors, Statistical analysis , probability of errors, Limiting errors, Standards of measurement.

Unit II : Electromechanical Instruments :

(08)

Construction of Galvanometer, Suspension Galvanometer, Torque and deflection Galvanometer, PMMC mechanism, DC voltmeter; AC voltmeters; Peak, average and true rms

voltmeters; Digital Multimeters; Ammeters, Ohm-meters and their design' AC indicating instruments, Watt-hour meter; Power factor meter.

Unit III : AC and DC Bridges :

(10)

DC Bridges : Wheatstone Bridge, Kelvin Bridge

AC Bridges and their applications : Maxwell's Bridge, Hay's Bridge, Schering Bridge, Desauty's Bridge, Wein Bridge, Detectors for AC bridges.

Unit IV : Transducers :

(08)

Static and dynamic characteristics, Classification of transducers, Capacitive transducer, Inductive transducer, Resistive transducer, RVDT, Strain Gauge, RTD, Optical Transducers, Hall effect transducer, Piezoelectric transducers, Transducers for measurement of Pressure, Temperature, Level, Displacement, Flow.

Unit V : Oscilloscope and Signal Generators :

(08)

CRO : Types, Dual trace, High frequency, sampling and storage oscilloscopes, Applications of CRO.

Signal Generators : Introduction, Sine-wave generator, standard signal generators, Audio frequency signal generation, RF generator, Pulse generator, Function generator.

Unit VI : Signal Analyzer and Data Acquisition System:

(08)

Construction and operation of Signal analyzer, Wave analyzer, Harmonic Distortion analyzer, Spectrum analyzer and Logic analyzer; Signal conditioning and its necessity, process adopted in signal conditioning, Functions of Signal conditioning, AC/DC Conditioning systems, Data conversion: ADC, DAC, Generalized data acquisition system: single channel and multi-channel DAS.

“Women safety device with gps tracking and alert”

*A project report submitted
in
partial fulfillment of requirement for the award of
degree of*

**Bachelor of Engineering
in
Electronics Engineering**

Submitted by

Ms. Megha Dharmik

Ms. Laxmi Pardhi

Ms. Roshani Nibrad

Mr. Amit Sathawane

Guide

Prof. Ms. Divya Meshram



**Department of Electronics Engineering
Priyadarshini College of Engineering, Nagpur**

(An Institute affiliated to Rashtrasant Tukadoji Maharaj Nagpur University, Nagpur)

2020-2021

CERTIFICATE

This is to certify that this is a bonafide record of project work entitled
"Women Safety Device With gps Tracking And Alert" has been
carried out by


Ms. Megha Dharmik

Ms. Laxmi Pardhi


Ms. Roshani Nibrad

Mr. Amit Sathawane

Students of the B.E., Department of Electronics Engineering, during the academic
year 2020-2021, in the partial fulfillment of the requirement for the award of the
degree of Bachelor of Engineering (Electronics Engineering) offered by the
Rashtrasant Tukadoji Maharaj Nagpur University, Nagpur.

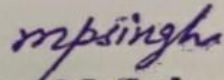


Prof Ms. Divya Meshram
Guide (EN Dept.)
P. C. E. Nagpur



Dr. S. S. Shriramwar
(HOD EN Dept.)
P. C. E. Nagpur

H.O.D. Electronics
Priyadarshini College of
Engg., Nagpur



Dr. M. P. Singh
Principal
Priyadarshini College of Engg.
Nagpur

ABSTRACT

In the daily newspaper we see crime against women. Incident such as stalking, rape and domestic violence against women. Women's safety has become a major issue in the country. The crime rate against women in the country is increasing on a daily basis. Women are always afraid before they go out of their homes, especially at night.

This Device consists of a system that ensures double alerts in case a woman is worried or she thinks she is in trouble. This system can be turned on by a woman in case she even thinks she would be in trouble. It is useful because once an incident occurs with a woman she may or may not get the chance to press the emergency button. In a button press alerting system, in case a woman is hit on the head from behind, she may never get the chance to press panic button and no one will know she is in trouble. Our system solves this problem. This device is to be turned on in progress by a woman in case she is walking on a lonely road or some dark path or any remote area.

The world is becoming unsafe for women in all aspects. The crimes against women are increasing at a higher rate. The employed women are feeling unsafe due to increasing crimes. When someone is going to harass, she can press the button that is attached to the device and the location information is sent as an SMS alert to few predefined emergency numbers in terms of latitude and longitude. It is interfaced with a push button, a GPS module, a GSM modem and a pulse oximeter. If the switch is pressed, it activates the device and send message to the registered number. The program is developed in 'c language' to demonstrate the system capability in providing real time response. Thus, the girl can be safe and she can feel protected.

GSM Modem:-

At the heart of the module is a SIM800L GSM cellular chip from SimCom. The operating voltage of the chip is from 3.4V to 4.4V, which makes it an ideal candidate for direct LiPo battery supply. This makes it a good choice for embedding into projects without a lot of space.



Fig. 3.5 GSM Modem

All the necessary data pins of SIM800L GSM chip are broken out to 0.1" pitch headers. This includes pins required for communication with a microcontroller over UART. The module supports baud rate from 1200bps to 115200bps with Auto-Baud detection.

The module needs an external antenna to connect to a network. The module usually comes with a Helical Antenna and solders directly to NET pin on PCB. The board also has a U. FL connector facility in case you want to keep the antenna away from the board.

LCD Display: -



Fig. 3.8 LCD DISPLAY

Features of 16x2 LCD module: -

- Operating Voltage is 4.7V to 5.3V
- Current consumption is 1mA without backlight
- Alphanumeric LCD display module, meaning can display alphabets and numbers
- Consists of two rows and each row can print 16 characters.
- Each character is built by a 5x8-pixel box
- Can work on both 8-bit and 4-bit mode
- It can also display any custom generated characters
- Available in Green and Blue Backlight

1.1 INTRODUCTION

In Today's World the safety of women is in danger especially in India. The rate of crimes against women is not decreasing but in fact increasing at an alarming rate especially harassment, molestation, eve-teasing, rape, kidnapping and domestic violence. Many preventive measures have been taken by the government to stop these misbehaving activities but still has not affected the growing rate of these crimes and has remained unaffected. The problem of sexual harassment in work place is increasingly coming out day-by-day. Sexual harassment at a workplace is unwanted behavior of a person that causes discomfort, offence or distress to the other. Majority of such cases are happened to woman by men working at high position in an organization. Women is getting kidnapped at every 44 minutes, raped at every 47 minutes, 17 dowry deaths every day. The fear of harassment against women is not only the condition at outside but it may also happen at homes, Women are not so physically fit as compared to men so in case of a need a helping hand would be a boon for them.

Sometimes here might be a situation that when women had an accident in the late night and there are no one to help them, in such situations the person will not be able to tell the situation that he/she facing. And they do not know the basic first-aid details and to know the person where the incident has happened. This device is built using Arduino and provides a safety detection system using GPS and GSM module. This detection and messaging system consists of GPS receivers, oximeter and global system for mobile communication modules. GPS The receiver gets the location from the satellite. The microprocessor processes this information, this processed information is sent to the user using GSM unit by pressing the switch, the whole system will be activated immediately, unit SMS sends to the registered mobile-phone number. SMS will be sent to an informed person with the location determined using the GSM unit and GPS.

1.2 OBJECTIVE

Security is a condition for protection against accidents or losses. In general, security is a concept similar to safety. The difference between the two is an additional emphasis on protecting from external accidents. Individuals or activities that violate the terms of protection are liable for any breach of security. The word "safety" is a general term for "security", but a "security" technique means something not only true but also safe. This project was designed by Arduino. This project demonstrates women's security systems using the GPS and GSM modules.

This messaging and messaging system has a GPS receiver, a Pulse oximeter, and a GSM modem. GPS receivers get location information from satellites in latitude and longitude. The **microcontroller** processes this information, and this processing information is sent to the user through the GSM modem. The GSM module is connected to the MCU. The GSM module sends SMS messages to a predefined phone number. When a woman is in danger and needs self-protection, she can press the switch provided. By pressing the key, the whole system will be activated, and then SMS will be sent to locate a person using GSM and GPS.

SIGNAL PROCESSING DOMAIN

B. E. Third Semester

(Electronics / Electronics & Communication/ Electronics & Telecommunication Engg.)

NETWORK ANALYSIS AND SYNTHESIS

Duration : 3 Hr.

College Assessment : 20 Marks

University Assessment : 80 Marks

Subject Code : BEENE305T/ BEECE305T / BEETE305T

[4 – 0 – 1 – 5]

Objectives :

- To make the students capable of analyzing any given electrical network.
- To make the students learn how to synthesize an electrical network from a given impedance /admittance function.

Outcomes

- Students will be able to analyze the various electrical and electronic networks using the techniques they learn.
 - Students will be able to construct a circuit to suit the need.
-

Unit I: Basic Circuit Analysis and Simplification Techniques

(10)

Source transformation and source shifting, Nodal and mesh analysis, Mutual inductances, Basic equilibrium equations, Matrix approach for complicated networks, Super mesh and super node analysis, Duality.

Unit II: Network Theorems

(12)

Superposition, Thevenin's, Norton's and Maximum Power Transfer Theorems, Reciprocity Theorem, Compensation Theorem, Millers Theorem and its dual, Tellegen's Theorem as applied to ac circuits.

Unit III: Frequency Selective Networks

(08)

Significance of Quality factor. **Series Resonance:** Impedance, Phase angle variations with frequency, Voltage and current variation with frequency, Bandwidth, Selectivity. Effect of R_g on BW & Selectivity. Magnification factor.

Parallel resonance: Resonant frequency and admittance variation with frequency, Bandwidth and selectivity. General case: Resistance present in both branches. Comparison and applications of series and parallel resonant circuits.

Unit IV: Filters and Attenuators

(12)

Filters & Attenuators: Filter fundamentals, pass and stop band, constant k prototype, LPF, HPF, BPF, Band stop filter, m -derived filters, composite filter design. Attenuators: Definition and Units of attenuation, Bartlett's bisection theorem, lattice attenuator, symmetrical T , π and bridged attenuator, asymmetrical L-section attenuator, Ladder attenuator

Types of Transmission lines, Transmission Line Equation, Equivalent circuits, Primary and Secondary line constants

Unit V: Laplace Transform and Its Applications

(08)

Introduction to complex frequency, Definition of Laplace Transform, Basic Properties of Laplace Transform, Inverse Laplace Transform Techniques, Laplace Transform of Basic R, L and C components, Synthesis of Few typical waveforms & their Laplace Transform, Transient response of simple electrical circuits such as RL & RC to standard inputs and evaluation of initial and final conditions.

Unit VI: Two Port Network Parameters and Functions

(10)

Terminal characteristics of network: Z , Y , h , ABCD Parameters; Reciprocity and Symmetry conditions, Applications of the parameters. Network functions for one port and two port networks, Pole-zeros of network functions and network stability,

Text Books :

B. E. Sixth Semester

(Electronics / Electronics & Communication/ Electronics & Telecommunication Engg)

CONTROL SYSTEM ENGINEERING

Duration: 3 Hrs.

College Assessment: 20 Marks

University Assessment: 80 Marks

Subject Code: BEENE603T/ BEECE603T/ BEETE603T

[4 – 0 – 1 – 5]

Objectives:

The Course Objectives are:

1. To study the fundamental concepts of Control systems and mathematical modeling of the system.
2. To study the concept of time response and frequency response of the system.
3. To study controllers & compensators.
4. To study the basics of stability analysis of the system.

Outcome:

At the end of the course the students shall be able to:

1. Analyze various control systems.
2. Represent the mathematical model of a system.
3. Determine the response of different order systems for various step inputs.
4. Analyze the stability of the system using Root locus. Bode plot, Nyquist plot.
5. Obtain transfer function of systems using signal flow graph.
6. Apply the state variable approach in design.

Unit I: Introduction and Modeling of control system

(11)

Introduction to need for automation and automatic control, use of feedback, Broad spectrum of system application. Mathematical modeling, Differential equations, transfer functions, block diagram, signal flow graphs, Effect of feedback on parameter variation, disturbance signal, **servomechanisms**. Control system components, Electrical, Electromechanical. Their functional analysis and input, output representation.

UNIT-II: Time Domain analysis

(09)

Time response of the system, first order & second order system, (standard inputs) concept of gain & time constant, steady state error, type of control system, approximate method for higher order system. Principles of P,PI,PD,PID controllers.

UNIT-III: Stability & Root Locus method**(11)**

Stability: Stability of control systems, conditions of stability, characteristic equation, Routh Hurwitz criterion, special cases for determining relative stability.

Root Locus method: Root location and its effect on time response, elementary idea of Root Locus, effect of adding pole and zero and proximity of imaginary axis.

UNIT-IV: Frequency response analysis**(11)**

Frequency response method of analysing linear system, Nyquist & Bode Plot, stability & accuracy analysis from frequency response, open loop & closed loop frequency response.

Nyquist criteria, effect of variation of gain & addition of poles & zeros on response plot, stability margin in frequency response.

UNIT-V: Compensators**(08)**

Needs of compensations, lead compensations, Lag compensations, Lead-Lag compensations (theoretical concepts)

Overview of various transducers with their signal conditioning systems.

UNIT-VI: State variable approach**(10)**

State variable method of analysis, state choice of state representation of vector matrix differential equation, standard form, relation between transfer function and state variable.

Books:**Text Books:**

1. Control Systems Engineering, I.J. Nagrath, M. Gopal
2. Modern Control system (II Edition) – Katsuhiko Ogata
3. Control systems by Smarajit Ghosh (second Edition, Pearson)

Reference Book:

1. Automatic Control system (II Edition) – Benjamin C, Kuo, PHI
2. Modern Control System, Drof, Bishop, Wesly Publication
3. Control system Engineering, S.K. Bhattacharya, Pearson Edu.

B. E. Fourth Semester

(Electronics / Electronics & Communication / Electronics & Telecommunication Engg)

SIGNALS AND SYSTEMS

Duration : 3 Hr.

College Assessment : 20 Marks

University Assessment : 80 Marks

Subject Code : BEENE405T/ BEECE405T/ BEETE405T

[4 – 0 – 1 – 5]

Objectives :

The concept of this subject enable you to understand how signals, systems and inference combine in prototypical tasks of communication, control and signal processing.

Outcomes :

After completion of this subject, the students will

1. Get knowledge about different types of signals and systems used in communication Electronics.
2. Understand the concept of probability and its use in communication system.
3. Be able to embed the use of fourier series and fourier transform for feature extraction of different electronic signals.
4. Understand different coding schemes and able to apply selective coding scheme for the application needed.
5. Understand the different analog and digital modulation schemes

UNIT-I: SIGNAL ANALYSIS

(12)

Analysis of Signals, Representation of signals using a set of orthogonal signals, Fourier series representation of periodic signals. Fourier transform of periodic and non-periodic signals, Properties of Fourier Transform, convolution in time & frequency domain. Sampling theory for band limited signals.

UNIT-II: PROBABILITY & RANDOM PROCESS

(12)

Probability, random variables and stochastic processes. Review of probability theory, random variables, probability density and distribution function, Random processes, periodic processes,

stationary processes. Auto correlation, cross correlation, applications to signal analysis,. Power density and spectral density function.

UNIT-III: LINE CODING

(08)

Bandwidth and rate of pulse transmission, Inter symbol Interference, PSD of Digital signals, Line coding, RZ, NRZ, Polar, Manchester coding Schemes. Nyquists's first & second Criterion for zero ISI, Pulse shaping, tapped delay line filters and adaptive equalization.

UNIT-IV: MODULATION TECHNIQUES

(10)

Introduction of Amplitude Modulation and Frequency modulation in brief, Elementary theory of SSB, DSB and noise calculation, noise calculation in SSBSC, DSB with carrier, Square law Demodulation, Envelope Demodulator, Noise in FM reception, Effect of Transmitter noise, FM threshold Effect

Quantization noise, types of Quantization –Uniform and Non-Uniform, A-Law and μ Law, Pulse Code Modulation, Delta modulation, Adaptive Delta modulation,

UNIT-V: DIGITAL CARRIER SYSTEM

(08)

Digital Carrier Systems: Matched filter detection of binary signals, decision, threshold, error probability, Salient features of ASK, FSK & PSK system DPSK systems including M-ary Communication Systems.

UNIT-VI: INFORMATION THEORY AND CODING

(10)

Information theory, channel capacity of discrete & continuous channels, Error control coding Hamming distance, Linear block codes, CRC, Convolution Codes.

Text Books:

1. B.P.Lathi : " Modern Digital & Analog Communication Systems" .
2. Simon Haykin, Barry Van Veen : "Signals and Systems", John Wiley and Sons Publications.
3. Oppenheim, Willsky, Nawab : "Signals and Systems", Person Education Publications
4. A.B. Carlson : " Communication systems",

Reference Books:

1. Communication Systems: B.P. Lathi.
2. R.P. Singh, S.D. Sapre : "Communication Systems: Analog and Digital", McGraw Hill Publications.
3. Nagrath I.J., Sharan S.N., Ranjan R., Kumar S. : "Signals and Systems", Tata McGraw Hill Publications.

B. E. Seventh Semester

(Electronics /Electronics & Communication/ Electronics & Telecommunication Engg)

DSP PROCESSOR & ARCHITECTURE

Duration: 3 Hrs.

College Assessment: 20 Marks

University Assessment: 80 Marks

Subject Code: BEECE701T/ BEETE701T/ BEENE701T

[4 – 0 – 1 – 5]

Objectives:

- 1.To study Programmable DSP Processors.
 - 2.To provide an understanding of the fundamentals of DSP techniques .
 - 3.To study implementation & applications of DSP techniques.
 - 4.To study multi-rate filters.
 - 5.To understand architecture of DSP processor..
-

Outcome: By the end of the course, the students shall be able

1. to describe the detailed architecture, addressing mode, instruction sets of TMS320C5X
 2. to write program of DSP processor.
 3. to design & implement DSP algorithm using code composer studio
 4. to design decimation filter and interpolation filter.
-

UNIT 1: FUNDAMENTALS OF PROGRAMMABLE DSPs

(10)

Multiplier and Multiplier accumulator, Modified Bus Structures and Memory access in P-DSPs, Multiple access memory, Multi-ported memory, VLIW architecture, Pipelining, Special Addressing modes in P- DSPs, On chip Peripherals, Computational accuracy in DSP processor, Von Neumann and Harvard Architecture, MAC

UNIT 2: ARCHITECTURE OF TMS320C5X

(08)

Architecture, Bus Structure & memory, CPU, addressing modes, AL syntax.

UNIT 3: Programming TMS320C5X

(10)

Assembly language Instructions, Simple ALP – Pipeline structure, Operation Block Diagram of DSP starter kit, Application Programs for processing real time signals.

UNIT 4: PROGRAMMABLE DIGITAL SIGNAL PROCESSORS:

(12)

Data Addressing modes of TMS320C54XX DSPs, Data Addressing modes of S320C54XX Processors, Program Control, On-chip peripheral, Interrupts of TMS320C54XX processors, Pipeline Operation of TMS320C54XX Processors, Block diagrams of internal Hardware, buses, internal memory organization.

UNIT 5: ADVANCED PROCESSORS

(07)

Code Composer studio - Architecture of TMS320C6X - architecture of Motorola DSP563XX –

Comparison of the features of DSP family processors.

UNIT 6: IMPLEMENTATION OF BASIC DSP ALGORITHMS:

(08)

Study of time complexity of DFT and FFT algorithm, Use of FFT for filtering long data sequence, Interpolation filter, Decimation filter, wavelet filter.

Text- Books:

1. B. Venkata Ramani and M. Bhaskar, Digital Signal Processors, Architecture, Programming and TMH, 2004.
2. Avtar Singh, S.Srinivasan DSP Implementation using DSP microprocessor with Examples from TMS32C54XX -Thamson 2004.
3. E.C.Ifeachor and B.W Jervis, Digital Signal Processing - A Practical approach, Pearson Publication
4. Salivahanan. Ganapriya, Digital signal processing, TMH , Second Edition

Reference Books:

1. DSP Processor Fundamentals, Architectures & Features – Lapsley et al. , S. Chand & Co, 2000.
2. Digital signal processing-Johnathan Stein John Wiley 2005.
3. S.K. Mitra, Digital Signal Processing, Tata McGraw-Hill Publication, 2001.
4. B. Venkataramani, M. Bhaskar, Digital Signal Processors, McGraw Hill

B. E. Sixth Semester

(Electronics / Electronics & Communication/ Electronics & Telecommunication Engg)

DIGITAL SIGNAL PROCESSING

Duration: 3 Hrs.

College Assessment: 20 Marks

University Assessment: 80 Marks

Subject Code: BEENE602T/ BEECE602T/ BEETE602T

[4 – 0 – 1 – 5]

Objectives:

1. To study the basic concepts of digital signal processing.
2. To study analysis and processing of signals for different kind of applications and retrieval of information from signals.
3. To understand the physical significance of circular convolution and its relation with linear convolution.
4. To study designing of digital filters and its realization.
5. To study analysis of signals using the discrete Fourier transform (DFT) and Z-Transform.
6. To study behavior of discrete time systems using Z-Transform.

Outcome:

By the end of the course the students shall be able to:

1. Represent discrete-time signals analytically and visualize them in the time domain.
2. Meet the requirement of theoretical and practical aspects of DSP with regard to sampling and reconstruction.
3. Design and implement digital filter for various applications.
4. Describe various transforms for analysis of signals and systems.
5. Describe the concept of multi rate signal processing and how to apply it for the wavelet transform.

Unit I: Introduction:

(08)

Basic elements of DSP and its requirement, Advantages of Digital over analog signal processing, sampling theorem, sampling process and reconstruction of sampling data.

Discrete time signals & systems: Discrete time signals & systems, classification of discrete time signals and systems, LTI systems, linear convolution, Cross Correlation, Autocorrelation.

Unit II: Z- Transforms:

(08)

The Z-transform: Definition, properties of the region of convergence for the Z-transform, Z-transform properties, Inverse Z-transform, Parseval's theorem, unilateral Z-transform.

Unit III: Discrete and Fast Fourier Transforms

(12)

Definition and properties of DFT, IDFT, Relation between DFT and Z-Transform, Radix-2 FFT algorithms, Linear filtering methods based on DFT, circular convolution, Frequency analysis of discrete time signals using DFT, Goertzel algorithm.

Unit IV: IIR Filter Design & Realization

(12)

Filter design methods – Approximation of derivatives, Impulse invariance, bilinear transformation, characteristics & designing of Butterworth, Chebyshev filters, frequency transformations, IIR filter structures-Direct form I-II, transpose form, parallel form, cascade, Lattice and Lattice-ladder structures.

Unit V: FIR Filter Design & Realization

(12)

Symmetric and antisymmetric FIR filters, Linear phase FIR filter, design of FIR filters using windows (Rectangular, Bartlett, Hanning, Hamming & Blackman), frequency sampling method, FIR differentiators, FIR filter structures.

Unit VI: Multirate DSP

(08)

Introduction, Decimation by factor D, Interpolation by factor I, Sampling rate conversion by rational factor I/D, Sub band coding of speech signals and its applications, introduction to wavelet & wavelet transform, Introduction to DSP architecture TMS 320.

Books:

Text Books:

1. J.G. Proakis, D.G. Manolakis "Digital Signal Processing: Principles, algorithms and applications, Pearson Education.
2. A.V. Oppenheim, R.W. Schaffer, "Discrete Time Signal Processing", Pearson Education.
3. Rabiner Gold "Theory and Application of DSP", PHI
4. Texas Instruments and Analog Devices DSP Chip Manuals.

Reference books:

1. Digital signal processing- A practical approach Second Edition, 2002. .E. C. Ifeachar, B. W. Jarvis Pearson Education
2. Sanjit K. Mitra , 'Digital Signal Processing – A Computer based approach'
3. S. salivahanan, A Vallavaraj, C. Gnanapriya , 'Digital Signal Processing', 2nd Edition McGraw Hill.
4. A. Nagoor Kani, 'Digital Signal Processing', 2nd Edition McGraw Hill.
5. P. Ramesh Babu, 'Digital Signal Processing' Scitech

“Human Voice Controlled Obstacle Avoiding Wheelchair”

*A Project report submitted in partial fulfillment of requirement of
the award of degree of*

**Bachelor of
Engineering in
Electronics Engineering**

Submitted by

Mr. Saurabh Sharma

Mr. Vedant Sahadeo

Mr. Suraj Patel

Ms. Vimmy Gajbhiye

Guide

Ms. Sharda Mungale



**Department of Electronics Engineering
Priyadarshini College of Engineering,
Nagpur**

(An Institute affiliated to Rashtrasant Tukadoji Maharaj Nagpur University, Nagpur)

2020-21

CERTIFICATE

This is to certify that this is a bonafide record of project work entitled "Human Voice Controlled Obstacle Avoiding Wheelchair" has been carried out by

Mr. Saurabh Sharma

Mr. Suraj Patel


Mr. Vedant Sahadeo


Ms. Vimmy Gajbhiye

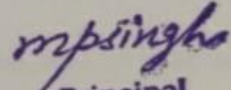
Students of the B.E., Department of Electronics Engineering, during the academic year 2020-2021, in the partial fulfillment of the requirement for the award of the degree of Bachelor of Engineering (Electronics Engineering) offered by the Rashtrasant Tukadoji Maharaj Nagpur University, Nagpur.

Place: Nagpur

Date: 23/06/2021


Ms. Sharda Mungale
Guide (EN Dept.)
P. C. E. Nagpur


Dr. S. S. Shriramwar
(HOD EN Dept.)
P. C. E. Nagpur


Principal
Priyadarshini College of Engg.
Nagpur
Dr. M. P. Singh
(Principal)
P. C. E. Nagpur



The IR obstacle avoidance sensor has an IR transmitter and an IR receiver. This works like the HC-SR04 Ultrasonic sensor module.




Fig. 3.8 IR sensor

Servo Motor:-

The function of the servo motor is to receive a control signal that represents a desired output position of the servo shaft and apply power to its DC motor until its shaft turns to that position.




Fig. 3.9 Servo Motor

ABSTRACT

The primary focus of this research is technology speech recognition through the conversion of speech to text. Controlling of machineries using speech was not possible earlier. This analysis will help us in implementing this technology for the handicapped ones who cannot drive the vehicle on their own. The use of sensors will provide greater safety from sudden hits due to the auto braking system and slow down feature.

A Bluetooth module (HC-05) is used to establish a communication link between the wheelchair and human voice commands via Android Application. The RF transmitter of the Bluetooth can take human voice commands which are converted to encoded digital data for the advantage of an adequate range (up to 100 meters) from the robot. The receiver decodes the data before feeding it to microcontroller to drive DC motors via motor driver L298D for necessary work. An Arduino UNO is programmed to read voice commands and respond accordingly.

Ultrasonic sensors interfaced with the Arduino can help in obstacle detection. Considering this feature for the future scope might prove a milestone in vehicle automation. Further the project can be developed using IoT technology where a user can control the robot from any corner of the world.

VLSI/ EMBEDDED SYSTEMS DOMAIN

B. E. Seventh Semester

(Electronics /Electronics & Communication/ Electronics & Telecommunication Engg)

Advanced Digital System Design

Duration: 3 Hrs.

College Assessment: 20 Marks

University Assessment: 80 Marks

Subject Code BEECE704T/ BEETE704T/BEENE704T

[4 – 0 – 1 – 5]

Objectives:

1. To motivate the students to learn basic foundation course in VHDL.
 2. To address the challenges in Hardware design by discussing the role of digital components in system design
 3. To concentrate on HDL based digital design, HDL terminology, architecture and design of combinational and sequential circuit.
 4. To learn about modeling of system tested with test benches & synthesis also implementation on FPGA/CPLD.
-

Outcome: By the end of the course, the students shall be able to

1. Design of combinational & sequential circuit.
 2. Develop skilled VLSI front end designers
 3. Implementation of digital system.
 4. Experimentation on Hardware /Software co-design.
-

UNIT I

(08)

INTRODUCTION TO DIGITAL SYSTEM DESIGN: Device technologies, System representation, Levels of abstraction, Development tasks and EDA software, Development flow, Hardware description language, VHDL in development flow, Basic VHDL concepts.

UNIT II

(10)

BASIC LANGUAGE CONSTRUCTS OF VHDL: Skeleton/syntax of VHDL program, elements and program format, Objects, Data type and operators, Concurrent Signal Assignment, Combinational versus sequential circuits, Signal assignment statements, conditional signal assignment, Selected signal assignment, Conditional versus selected signal assignment statements.

UNIT III:

(08)

SUBPROGRAM:

Functions, Procedures, attributes, generic, generate, package, IEEE standard logic library, file I/O, test bench, component declaration, instantiation, configuration.

UNIT IV:

(10)

FINITE STATE MACHINE: Overview of FSM, FSM representation, Moore machine versus Mealy machine, VHDL representation of an FSM, State assignment, Some FSM design examples – sequence detector, FSM based binary counter.

Analysis of asynchronous sequential circuit – flow table reduction-races-state assignment-transition table and problems in transition table.

UNIT V:

(09)

HDL SYNTHESIS: The Synthesis Concept, Timing Analysis of Logic Circuits, Efficient Coding Styles, Combinatorial Logic Synthesis, Partitioning for Synthesis, Pipelining Resource sharing, Optimizing arithmetic expressions. Power Analysis of FPGA based system.

UNIT VI:

(10)

Programmable Logic Devices:-Introduction to place & route process, Architecture of CPLD (Xilinx / Altera), FPGA XILINX 4000 Series ,Overview of PLDs, CPLD, FPGA, Design Examples: ALU, barrel shifter, 4*4 Keyboard Scanner, multiplier.

TEXT BOOKS:

1. VHDL 4th Edition Douglas Perry –TMH
2. Fundamentals of Digital Logic with VHDL design –Stephen Brown, Zvonko Vranesic–TMH.
3. Digital Design Principles – Fletcher.
4. VHDL Synthesis –J Bhasker.
5. VHDL Primer–J Bhasker –Pearson Education.

REFERENCE BOOKS:

1. Digital System Design Using VHDL –Charles H. Roth, McGraw Hill Publications.
2. Digital System Design–John Wakerley, McGraw Hill Publications.
3. VHDL –Zainalabedin Navabbi, McGraw Hill publication
4. VHDL– D. Smith,
5. Digital Design with VHDL - Dr.S.S.Limaye, McGraw Hill Publications.

B. E. Seventh Semester
(Electronics Engineering)
EMBEDDED SYSTEMS

Duration: 3 Hr.
College Assessment: 20 Marks
University Assessment: 80 Marks

Subject Code: BEENE702T

[4 – 0 – 1 – 5]

Objectives:

1. To give sufficient background for understanding embedded systems design.
2. To give knowledge of RISC processor.
3. To understand connections of various peripherals with microcontroller based system
4. To study of embedded system design aspects.

Outcome: By the end of the course, the students shall be able to

1. design embedded based system .
2. design embedded system based on RTOS and communication protocols.

UNIT I: EMBEDDED SYSTEM INTRODUCTION

(10)

History, Design challenges, Optimizing design metrics, Time to market, NRE and UNIT cost design metrics, Application of embedded systems and recent trends in embedded systems.

UNIT II: EMBEDDED SYSTEM ARCHITECTURE

(10)

Hardware and software architecture, Processor selection for Embedded System, Memory Architecture and IO devices, Interrupt Service Mechanism, Context switching, Device Drivers.

UNIT III: ARM PROCESSOR

(10)

Architecture and Programming RISC and CISC, ARM organization, ARM Programmers model, operating modes, Exception Handling, Nomenclature, Core Extensions, ARM Assembly Language Programming, Introduction to ARM instruction set

UNIT IV: PROTOCOLS

(08)

Bluetooth IEEE 802.11 and IEEE 802.16, GPRS, MODBUS CAN, I2C and USB

UNIT V: REAL TIME OPERATING SYSTEM CONCEPTS

(10)

Architecture of the kernel, Task scheduler, ISR, Semaphore, Mailbox, Message queues, Pipes, Events, Timers, Memory Management.

UNIT VI: CASE STUDY OF EMBEDDED SYSTEM:

(07)

Based on Communication, Automation, Security, Automobile Fields

Text Books:

B. E. Eighth Semester
(Electronics Engineering)

MICROELECTROMECHANICAL SYSTEMS & SYSTEMS ON CHIP

Duration: 3 Hrs.
College Assessment: 20 Marks
University Assessment: 80 Marks

Subject Code: BEENE801T

[4 – 0 – 0 – 4]

Objectives:

1. To understand Standard microfabrication techniques and the issues surrounding them.
2. To understand Major classes, components, and applications of MEMS devices/systems and to demonstrate an understanding of the fundamental principles behind the operation of these devices/systems
3. To understand microfabrication techniques and applications to the design and Manufacturing of an MEMS device or a microsystem

Outcome: By the end of the course ,the students shall be able to

1. Understand working principles of currently available microsensors, actuators used in Microsystems.
2. Apply scaling laws that are used extensively in the conceptual design of micro devices and systems.
3. Understand the basic principles and applications of micro-fabrication processes, such as photolithography, ion implantation, diffusion, oxidation, CVD, PVD, and etching.
4. Choose a micromachining technique, such as bulk micromachining and surface micromachining for a specific MEMS fabrication process
5. Consider recent advancements in the field of MEMS and devices

UNIT 1: Introduction to MEMS

(06)

Benefits of Miniaturization, Types of MEMS: Optical MEMS, Bio- MEMS, RF- MEMS, Microfluidics, Success Stories, Pressure sensor, Accelerometer, Micro-mirror TV Projector

UNIT 2 : Microfabrication and Micromachining

(08)

Integrated Circuit Processes, Bulk Micromachining, Surface LIGA process , wet & dry etching processes , Device fabrication using Surface Micromachining example, Microcantilever fabrication

Unit 3: Transducers

(10)

Chemical and Biological Transducers: basic concepts of cellular biology, chemical sensors, molecule-based biosensors, cell-based biosensors, chemical actuators, biological transducers and electrophoresis: optical transducers, thermal transducers, magnetic transducers, RF transducers.

UNIT 4: RF MEMS Devices

(08)

Capacitor, Inductor, Switches, and antennas, RF MEMS components in communications, space and defense applications

UNIT 5: Micro System Packaging

(06)

Overview of mechanical packaging of microelectronics micro-system packaging.

UNIT 6: Introduction to system-on-chip

(07)

Design of system on chip , Microsystems technology and applications, core architecture for digital media and the associated compilation techniques

TEXT BOOKS:

1. " Micro and Smart Systems", Ananthasuresh, G. K., Vinoy, K. J., Gopalakrishnan, S., Bhat, K. N., and Aatre V.K., Wiley-India, NewDelhi, 2010.
2. "Micromachined Transducers Sourcebook" , Kovacs, Gregory T. A, McGraw-Hill Publications

REFERENCE BOOKS:

1. VLSI Technology, Sze S.M. (ed), McGraw Hill Publications
2. RFMEMS and Their Applications: Vijay Varadan, K. J. Vinoy, K. A. Jose, Wiley, 2002.
3. "MEMS Practical Guide to Design, analysis and Applications", Jan G Korvinik and Oliver Paul William Andrew, Inc Springer.
4. "MEMs & Microsystem Design and Manufacture", Tai-Ran Hsu, McGraw Hill Publication
5. "MEMs", Nitaigour Premchand Mahalik, McGraw Hill Publications

B. E. Eighth Semester
(Electronics Engineering)
CMOS VLSI DESIGN

Duration: 3 Hrs.
College Assessment: 20 Marks
University Assessment: 80 Marks

Subject Code: BEENE803T

[4 – 0 – 0 – 4]

Objectives:

1. Motivating students to learn basics of CMOS VLSI design.
 2. To learn CMOS device parameters and characteristics.
 3. To detect faults and errors in the design.
 4. To learn physical design of logic gates.
 5. To Study CMOS processing technology.
-

Outcome: By the end of course, the students shall be able to

1. Design PMOS and NMOS transistor.
 2. Implementation different combinational logic circuits.
 3. Design layout for various circuits.
 4. Design CMOS transistor.
 5. Experiment on CMOS logic design.
 6. Detect and correct errors in VLSI Design.
-

UNIT 1: MOS TRANSISTORS

(08)

nMOS enhancement and pMOS enhancement transistor, threshold voltage, body effect, MOS effect, MOS device equations, small signal model for MOS transistor.

UNIT 2: CMOS INVERTER

(10)

Principle of operation, dc characteristics, transient characteristics, β_n/β_p ration, noise margin, static load MOS inverter, transmission gate, introduction to Bi-CMOS inverter.

UNIT 3: STUDY OF CMOS LOGIC

(08)

Study of combinational logic, gates, compound gates, multiplexers, and memory elements using CMOS technology.

UNIT 4: CIRCUIT CHARACTERIZATION AND PERFORMANCE ESTIMATION

(06)

Resistance and capacitance estimation, switching characteristics, power dissipation, charge sharing.

UNIT 5: VLSI DESIGN**(06)**

VLSI processing integration , layout design rules, and stick diagram representation latch up, CMOS circuits and logic design: transistor sizing, fan-in, fan-out and physical design of simple logic gates, CMOS logic structures and clocking strategies.

UNIT 6: DESIGN FAULTS**(07)**

Types of fault, stuck open, short, stuck at 1, 0 faults, Fault coverage, Need of Design for Testability (DFT), Controllability, predictability, testability, Built In Self Test (BIST), Partial and full scan check, Need of boundary scan check, JTAG, Test Access Port (TAP) controller.

Text Books:

1. "Principal of CMOS VLSI design", Neil H. E. Weste, K. Eshraghian, Addison Wesley VLSI Series.
2. "Digital Interrogated circuits, A Design Perspective" , J. M. Rabaey, A. Chandrakasan, and B. Nikolic., PHI Publications .
3. "CMOS VLSI Design" , Pucknell & K. Eshraghain, PHI Publications

REFERENCES BOOKS:

1. "VLSI Technology", S.M. Sze, McGraw Hill Publications
2. "VLSI Design Technologies for Analog & Digital Circuits", Randall L Gei , McGraw Hill Publications

“Human Voice Controlled Obstacle Avoiding Wheelchair”

*A Project report submitted in partial fulfillment of requirement of
the award of degree of*

**Bachelor of
Engineering in
Electronics Engineering**

Submitted by

Mr. Saurabh Sharma

Mr. Vedant Sahadeo

Mr. Suraj Patel

Ms. Vimmy Gajbhiye

Guide

Ms. Sharda Mungale



**Department of Electronics Engineering
Priyadarshini College of Engineering,
Nagpur**

(An Institute affiliated to Rashtrasant Tukadoji Maharaj Nagpur University, Nagpur)

2020-21

CERTIFICATE

This is to certify that this is a bonafide record of project work entitled "Human Voice Controlled Obstacle Avoiding Wheelchair" has been carried out by


Mr. Saurabh Sharma
Mr. Suraj Patel


Mr. Vedant Sahadeo
Ms. Vimmy Gajbhiye

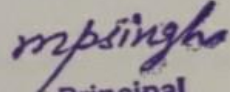
Students of the B.E., Department of Electronics Engineering, during the academic year 2020-2021, in the partial fulfillment of the requirement for the award of the degree of Bachelor of Engineering (Electronics Engineering) offered by the Rashtrasant Tukadoji Maharaj Nagpur University, Nagpur.

Place: Nagpur

Date: 23/06/2021


Ms. Sharda Mungale
Guide (EN Dept.)
P. C. E. Nagpur


Dr. S. S. Shriramwar
(HOD EN Dept.)
P. C. E. Nagpur


Principal
Priyadarshini College of Engg.
Nagpur
Dr. M. P. Singh
(Principal)
P. C. E. Nagpur



ABSTRACT

The primary focus of this research is technology speech recognition through the conversion of speech to text. Controlling of machineries using speech was not possible earlier. This analysis will help us in implementing this technology for the handicapped ones who cannot drive the vehicle on their own. The use of sensors will provide greater safety from sudden hits due to the auto braking system and slow down feature.

A Bluetooth module (HC-05) is used to establish a communication link between the wheelchair and human voice commands via Android Application. The RF transmitter of the Bluetooth can take human voice commands which are converted to encoded digital data for the advantage of an adequate range (up to 100 meters) from the robot. The receiver decodes the data before feeding it to microcontroller to drive DC motors via motor driver L298D for necessary work. An Arduino UNO is programmed to read voice commands and respond accordingly.

Ultrasonic sensors interfaced with the Arduino can help in obstacle detection. Considering this feature for the future scope might prove a milestone in vehicle automation. Further the project can be developed using IoT technology where a user can control the robot from any corner of the world.

1.1 INTRODUCTION

Robots are the combination of electrical, mechanical and automated systems that are used to perform specific and complex tasks that are given by human. The robots can be remote controlled, voice controlled or fully automated. Voice controlled wheelchair uses speech recognition to obtain the data from the user. The Internet of Things is most advanced technology which is dominating the world because of its integration with various devices and machines. Because of this integration, robots can be controlled with lesser direct human intervention.

Human voice controlled wheelchair is specially designed for weak or physically handicapped persons. It makes their life easy as they just have to give voice commands. It is a device controlled by using voice commands and android application on the user's phone connected to the bluetooth module. The commands are encoded then relayed over an RF (Radio Frequency) channel and before reception decoded by the Bluetooth module. The Ultrasonic and IR sensors are used for obstacle detection that is placed in front of the robot. It detects the obstacle and makes the movement to the required direction by using the user's voice command. It has a good accuracy as Bluetooth module used for communication is very efficient within the short range. A good efficiency is achieved as voice command is used to get high interaction with the robot using android app.

3.1 INTRODUCTION

A robot is usually an **electro-mechanical** device that performs automatic functions. The wireless system has been under rapid development in recent years. Wireless communication makes the control system more complex and powerful. As we all know, the world of technology is developing rapidly because of the powerful processor and their mode of communication. The Internet of Things (IoT) is most advanced technology and it is dominating the world because of its integration with the devices such as smartphones and other machines. Because of this integration, the robots can be controlled with lesser direct human intervention.

In the proposed model, the movement of the wheelchair is controlled using voice commands and android application is used on the user's phone which is connected to the Bluetooth module. The commands are encoded then relayed over an RF (Radio Frequency) channel and before reception they are decoded by **Bluetooth module**. The Purpose of the wheelchair robot is to respond to the user's commands and act accordingly. The Ultrasonic and IR **sensors** are most suitable for obstacle detection.

The algorithm behind the operation of voice controlled obstacle avoiding robot is as follows:

Steps:

1. The program first reads the voice command from the user through Android Application.
2. This command is sent wirelessly to the Arduino via Bluetooth module.
3. Arduino (the) processor interprets the received information as command.
4. While moving, Ultrasonic and IR sensors will detect the obstacles.
5. When detected the robot will slow down and stop.
6. By this time we will provide the next command.

3.3 DESCRIPTION OF COMPONENTS

Arduino Uno -

The Arduino Uno is an open-source microcontroller. A microcontroller is a compact IC designed to do a specific task in a system. The role here is to respond to the read commands accordingly, which are preprogrammed in the microcontroller and is linked with the motor driver. The Uno is a micro-controller board based on the ATmega328P chip having 14 digital input/output pins, 6 analogue inputs. The power supply of this board can be done with the help of AC to DC adapter, a USB cable, otherwise a battery. The ATmega328 is one kind of single chip microcontroller formed with Atmel within the mega AVR family. The architecture of this Arduino Uno is customized Harvard Architecture with bit RISC processor core.




Fig. 3.3 Arduino Uno Board

COMMUNICATION DOMAIN

(Electronics / Electronics & Communication / Electronics & Telecommunication Engg)

COMMUNICATION ELECTRONICS

Duration: 3 Hrs.

College Assessment: 20 Marks

University Assessment: 80 Marks

Subject Code: BEENE504T/ BEECE504T/BEETE504T

[4 – 0 – 1 – 5]

Objectives:

The course objectives are:

1. To study the basic concept of communication and different modulation system based on basic parameters.
2. To study the concept of noise, properties & its effects.
3. To study the AM, FM, PM process & compute modulation Index.
4. To study the fundamentals of AM and FM Receivers.
5. To develop knowledge about fundamentals of Broadband Communication Systems.

Outcome:

At the end of the course the students shall be able to:

1. Demonstrate a basic understanding of the term bandwidth and its application in communications.
2. Describe quantizing and PCM signals, bandwidth and bit rate calculations, study amplitude and angle modulation and demodulation of analog signals etc.
3. Solve the problems involving bandwidth calculation, representation & Generation of an AM sine wave
4. Compare different modulation techniques of Generation of FM (Direct & Indirect Method)
5. Identify, formulate & solve communication engineering problems.

Unit I: Amplitude (Linear) Modulation

(08)

Base band & Carrier communication, Introduction of amplitude modulation, Equation of AM, Generation of AM (DSBFC) and its spectrum, Modulation Index, Power relations applied to sinusoidal signals, DSBSC – multiplier modulator, Non linear generation, switching modulator, Ring modulator & its spectrum, SSBSC, ISB & VSB, their generation methods & Comparison, AM Broadcast technical standards.

Unit II: Angle Modulation

(12)

Concept of Angle modulation, Types of Angle Modulation, frequency spectrum, Narrow band & wide band FM, Modulation index, Bandwidth, Phase Modulation, Bessel's Function and its mathematical analysis, Generation of FM (Direct & Indirect Method), Comparison of FM and PM.

Unit III: Pulse Modulation

(10)

Band limited & time limited signals, Narrowband signals and systems, Sampling theorem in time domain, Nyquist criteria, Types of sampling- ideal, natural, flat top, Aliasing & Aperture effect. Pulse Analog modulation: PAM PWM & PPM.

PCM – Generation & reconstruction, Bandwidth requirement of PCM. Differential PCM, Delta Modulation & Adaptive DM. (Only Block diagram treatment).

Unit IV: Noise

(10)

Sources of Noise, Types of Noise, White Noise, Thermal noise, shot noise, partition noise, Low frequency or flicker noise, burst noise, avalanche noise, Signal to Noise Ratio, SNR of tandem Connection, Noise Figure, Noise Temperature, Friss formula for Noise Figure, Noise Bandwidth.

Unit V: AM and FM Receivers

(10)

Communication Receiver, Block Diagram & special Features

Block diagram of AM and FM Receivers, Super heterodyne Receiver, Performance characteristics: Sensitivity, Selectivity, Fidelity, Image Frequency Rejection, Pre-emphasis, De-emphasis

AM Detection: Rectifier detection, Envelope detection, Demodulation of DSBSC: Synchronous detection, Demodulation of SSBSC.

FM Detection: Foster Seelay FM Detector & FM detection using PLL

Unit VI: Broadband Communication Links & Multiplexing:

(10)

Multiplexing: Frequency Division Multiplexing, Time Division Multiplexing, Code Division Multiplexing.

Short and Medium Haul Systems: Coaxial Cables, Fiber optic links, Microwave Links, Tropospheric scatter Links.

Long Haul Systems: Submarine cables.

Books:

Text Books:

1. Kennedy & Devis : Electronic Communication Systems , Tata McGraw Hills Publication(Fourth Edition)
2. Dennis Roddy & Coolen - Electronic Communication, Pearson Education (Fourth Edition)
3. B. P. Lathi: Modern Digital and Analog. Communication Systems: Oxford Press Publication (Third Edition)

Reference Books:

1. Simon Haykin: Communication Systems, John Wiley & Sons (Fourth Edition)
2. Taub & Schilling: Principles of Communication Systems, Tata McGraw-Hill
3. Leon W.Couch, II: Digital and Analog Communication Systems, Pearson Education (Seventh Edition)
4. Electronic Communication Systems, Roy Blake, CENGAGE Learning.

B. E. Sixth Semester
(Electronics Engg)
Microwave Engineering

Duration: 3 Hrs.
College Assessment: 20 Marks
University Assessment: 80 Marks

Subject Code: BEENE601T

[4 – 0 – 1 – 5]

Objectives:

The Course Objectives are:

1. To study the principles of the advanced microwave engineering.
2. To study the design of passive and active microwave components and microwave circuits including
Micro strip line, guided wave device
3. To study Klystron amplifier and oscillator.
4. To study magnetron & other devices.
5. To study the free space communication link and its mathematical analysis.

Outcome:

At the end of the course the students shall be able to:

1. Describe the use of active and passive microwave devices.
2. Analyze different UHF components with the help of scattering parameter. 3. Describe micro strip lines.
4. Demonstrate the use of different Klystrons, magnetron devices.
5. Analyze the different power distribution Tees.
6. Describe the basic communication link design, signal power budget, noise evaluation and link carrier to noise ratio.
7. Describe the transmission and waveguide structures and how they are used as elements in impedance matching and filter circuits.

Unit I: Microwave Active Devices (O-type)

(10)

Interaction of electron beam with electromagnetic field, power transfer condition. Principles of working of two cavity and Reflex Klystrons, arrival time curve and oscillation conditions in Reflex klystrons, mode-frequency characteristics, Effect of repeller voltage variation on power and frequency of output. Slow wave structures, Principle and working of TWT amplifier & BWO Oscillator.

Unit II: Microwave Active Devices (M-type)**(10)**

Principle of working of M-type TWT, Magnetrons, Electron dynamics in planar and cylindrical Magnetrons, Cutoff magnetic field, phase focusing effect, mode operation, Mode separation techniques, Tuning of magnetron

Unit III: Transmission line**(10)**

Input impedance, Standing wave distribution, Quarter Wave and Stub Matching using Smith chart, losses in Transmission lines, Planar Transmission line types, Introduction - Types of MICs and their technology, Fabrication process of MMIC, Hybrid MICs.

Unit IV: Microwave Networks and passive Components**(10)**

Transmission line ports of microwave network, Scattering matrix, Properties of scattering matrix of reciprocal, nonreciprocal, loss-less, Passive networks, Examples of two, three and four port networks, wave guide components like attenuator. Principle of operation and properties of E-plane, H-plane Tee junctions of wave guides, Hybrid T, Directional couplers, Microwave resonators-rectangular, Excitation of wave guide and resonators .Principles of operation of non-reciprocal devices, properties of ferrites, Gytrators ,Isolators ,Circulator and phase shifters.

Unit V: Microwave Measurements**(10)**

Function of Tuning Probes, Detector mounts and Detector diode, Slotted line section and VSWR meter, Measurement of wave-guide impedance at load port by slotted line, Measurement of scattering matrix parameters, High, Medium and low-level power measurement techniques, Characteristics of bolometer, bolometer mounts, Power measurement bridges, Calorimetric method, Microwave frequency measurement techniques, calibrated resonators (transmission and absorption type), Network Analyzer and its use in measurements.

Unit VI: Microwave Solid State Devices and Application**(10)**

PIN diodes-Properties and applications, Microwave detector diodes-detection characteristics, Varactor diodes, Parametric amplifier fundamentals-Manley-Rowe Power relation, MASERS, Transferred electron devices, Gunn effect, Various modes of operation of Gunn oscillator, IMPATT, TRAPATT and BARITT.

Books:**Text Books:**

1. Samuel Y. Liao, 'Microwave Devices and Circuits', Pearson Education, 3rd Edition.
2. R. E. Collins: Foundations of Microwave Engineering, 2nd Edition, Wiley Publications.
3. R. Chatterjee, 'Elements of Microwave Engineering', Prentice, September 1986
4. D. M. Pozar: Microwave Engineering, 3rd Edition, Wiley Publications.

B. E. Sixth Semester

(Electronics / Electronics & Communication/ Electronics & Telecommunication Engg)

DIGITAL COMMUNICATION

Duration: 3 Hrs.

College Assessment: 20 Marks

University Assessment: 80 Marks

Subject Code: BEENE604T/ BEECE604T/ BEETE604T

[4 – 0 – 1 – 5]

Objectives:

The Course Objectives are:

1. To study basic components of digital communication systems.
2. To understand the designing aspects of optimum receivers for digital modulation techniques.
3. To study the analysis of error performance of digital modulation techniques.
4. To study the designing of digital communication systems under given power, spectral and error performance constraint

Outcome:

After completing this course students shall be able to:

1. Explain the working principles of basic building blocks of a digital communication system.
2. Describe a random process in terms of its mean and correlation functions and characterize special Gaussian and Rayleigh distributions.
3. Explain receiver techniques for detection of a signal in AWGN channel
4. Describe digital modulation techniques.
5. Demonstrate the concept of coding and decoding techniques.
6. Model digital communication systems using appropriate mathematical techniques.
7. Describe spread spectrum analysis.

UNIT-I:-Digital Communication Concept

(10)

Review of Random variables, PDFs & CDFs, Central limit Theorem. Model of digital communication system, Gram Schmitt Orthogonalization procedure, signal space concept, Geometric interpretation of signals, probability of error, correlation receiver, matched filter receiver.

UNIT-II: - Source & Waveform Coding Methods

(10)

Source coding Theorem, Huffman Coding, L-Z encoding algorithm, rate distortion theory for optimum quantization, scalar & vector quantization,.

Waveform coding methods: ADPCM, Adaptive Sub-Band & Transform coding, LP & CELP coding.

UNIT-III:-Digital Modulation Techniques

(10)

Coherent Binary: QPSK, MSK, Gaussian MSK, DPSK, Memory less modulation methods, linear modulation with memory, nonlinear modulation methods with memory: CPFSK, CPM.

UNIT-IV:-Channel Coding (PART-I)

(10)

Introduction to Galois field, Construction of Galois field $GF(2^m)$ & its basic properties. Types of error control: Forward error correction (FEC), Automatic repeat request system (ARQ). Convolution encoding and decoding distance properties, Viterbi algorithm and Fano algorithm.

UNIT-V: - Channel Coding (PART-II)

(10)

Trellis coded modulation, Introduction to Turbo coding, & Reed Solomon Codes: encoding & decoding. Low density parity check coding (LDPC)

UNIT-VI:

(10)

Spread - Spectrum methods: - Study of PN sequences, direct sequence methods, Frequency hop methods, slow and fast frequency hop, performance analysis, synchronization methods for spread spectrum. Application of spread spectrum, CDMA, Introduction to OFDM

Books:

Text Books:

1. Digital communication: John G Proakis (TMG)
2. Digital communication: Simon Haykin (WEP)

Reference Books:

1. Lathi B.P. - Modern Digital and Analog communications systems - PRISM Indian Ed.
2. Digital Communication: J.S.Chitode
3. Digital Communication (Fundamentals & applications): Bernard Scalr
4. Introduction to Error Control Codes: Salvatore Gravano
5. OFDM For wireless communication systems: Ramjee Prasad
6. Modern Communication systems (Principles and application): Leon W. Couch II (PHI)
7. Error Control Coding: Shu Lin & Daniel J.Costello

B. E. Seventh Semester

(Electronics /Electronics & Communication/ Electronics & Telecommunication Engg)

OPTICAL COMMUNICATION

Duration: 3 Hrs.

College Assessment: 20 Marks

University Assessment: 80 Marks

Subject Code: BEECE703T/ BEETE703T/ BEENE703T

[4 – 0 – 0 – 4]

Objectives:

1. To understand optical fiber technology to sophisticated modern telecommunication systems.
2. To understand the fundamental behavior of the individual optical components, describes their interactions with other devices in an optical fiber.
3. To measure & analyze different measurements, parameters & properties of optical fiber.

Outcome: By the end of the course, the students shall be able to

1. learn the basic elements of optical fiber.
2. understand the different kinds of losses, signal distortion in optical wave guides & other signal degradation factors.
3. classify various optical source materials, LED structures, LASER diodes.
4. learn the fiber optic receivers such as PIN, APD diodes, receiver operation & performance.
5. understand the operational principal of WDM, SONET, measurement of attenuation, dispersion, refractive index profile in optical fibers.

UNIT I: OVERVIEW OF OPTICAL FIBER COMMUNICATION

(05)

Introduction, advantages, disadvantages and applications of optical fiber communication, Ray theory, classification of Optical Fibers

UNIT II: TRANSMISSION CHARACTERISTICS OF OPTICAL FIBERS

(10)

Fiber manufacturing & Fiber materials, manufacturing methods, Attenuation, Absorption, scattering losses, bending loss, dispersion, Intra modal dispersion, Inter modal dispersion.

UNIT III: OPTICAL SOURCES AND COUPLERS & CONNECTORS OF FIBER

(08)

Introduction, fiber alignment and joint loss, single mode fiber joints, fiber splices, fiber connectors and fiber couplers.

Optical sources: LED's, LASER diodes.

UNIT IV: OPTICAL DETECTORS AND RECEIVER

(06)

Photo detectors, Photo detector noise, Response time, comparison of photo detectors

Optical Receiver Operation, receiver sensitivity, quantum limit, coherent detection, burst mode receiver operation, Analog receivers

UNIT V: ANALOG AND DIGITAL LINKS

(08)

Analog links – overview of analog links, CNR, multichannel transmission techniques, Digital links – point-to-point links, System considerations, link power budget, rise time budget, transmission distance for single mode links.

UNIT VI: WDM CONCEPTS AND COMPONENTS

(08)

Operational Principles of WDM, basic applications and types of optical amplifiers, semiconductor optical amplifiers, EDFA. Measurement of Attenuation and dispersion. Study of various application of optical fiber communication.

TEXT BOOKS:

1. "Optical Fiber Communication", Gerd Keiser, 3rd Ed., McGraw Hill,
2. "Optical Fiber Communications", John M. Senior, Pearson Education. 3rd Impression, 2007.

REFERENCE BOOK:

1. Fiber Optic Communication - Joseph C Palais: 4th Edition, Pearson Education.
 2. "TextBook on Optical Fiber Communication & its Application", S.C. Gupta, PHI Publications
 3. "Optical Communication & Networks", M.N. Bandopadhyay, PHI Publications
-

B. E. Eighth Semester

(Electronics /Electronics & Communication/ Electronics & Telecommunication Engg)

COMPUTER COMMUNICATION NETWORK

Duration: 3 Hrs.

College Assessment: 20 Marks

University Assessment: 80 Marks

Subject Code : BEECE802T/ BEETE802T/ BEENE802T

[4 - 0 - 1 - 5]

Objectives:

1. To explain the basic concept of computer communication network.
2. To explain the computer network layer.
- 3 To explain IP addressing scheme.
4. To explain network process.
5. To study Hardware aspect of network communication.
6. To make selection of IEEE IAN standards.
7. To explain network security & administration.

Outcome: By the end of course, the students shall be able to

1. Understand the requirement of theoretical & practical aspect of computer network.
2. Understand the network traffic in computer network.
3. Describe various protocols used in-network.
4. Describe the concept of computer network security.
5. Understand the different wired & wireless LAN stds. & Routers.

Unit 1: Introduction to Computer Networks

(06)

Uses of computer Network, Network Software-design Issues for layers, Service primitives and relationship of services to Protocols, Reference models-OSI & TCP/IP, network architectures introduction, Example of networks-X.25, Frame Relay & ATM, Protocols and Standards.

Unit 2: Physical Layer

(10)

Physical layer-Data rate limits, Transmission media-guided and Unguided, Switching systems-Circuit switching, Datagram Switching & Virtual circuit switching, Structure of circuit and packet switch, cable modem and DSL technologies, SONET basics, selection of IEEE std 802.11 ,a,b,c,g.

Unit 3: Data link layer

(10)

Data link layer: Framing, Flow & Error control Protocols, HDLC, PPP, Multiple access techniques-random access, controlled access & Channelization, Ethernet types-bridged, Switched, Full duplex, Fast & gigabit Ethernet, Introduction to Data link layer in 802.11 LAN, Connecting devices like passive hubs, repeaters, Active hubs, Bridges, Two-layer Switches, Routers, three layer switches, Gateway etc., Backbone networks, Virtual LANs, Simple Router architecture, Sliding window protocol.

Unit 4: Transport Layer and Network Layer

(10)

Transport layer-Process to process delivery, Connection oriented & Connectionless Transport, UDP, TCP, congestion control and Quality of Service.

Network Layer: IPv4 address, IPv6 address, Address mapping-ARP, RARP & DHCP, IPv4 datagram detail format, IPv6 datagram detail format, ICMP, IGMP, Network layer issues like Delivery, forwarding, intra-domain and inter-domain routing, Routing algorithms like Shortest path routing, Flooding, Distance Vector Routing, Link State Routing, Path vector routing etc., Addressing types-Physical, Logical & port address.

Unit 5: Application Layer

(10)

Application layer protocols and applications like Ping, FTP, telnet, http (www), SMTP, SNMP, Trace route, TFTP, BOOTP, DNS, NFS, RPC, X-server, E-mail, Introduction to streaming Audio/Video, P2P file sharing, Introduction to socket programming.

Unit 6: Basics of Network Security and Network administration.

(09)

Network security: Introduction to Cryptography, Secret key algorithm, public key algorithm, Hash Functions, basic ITU-T Recommendation - X.805 Security Architecture, Basics of Security Requirements/Services/Dimensions, Basics of Security attacks, Basics of Security mechanisms / solutions.

Network Administration: UTP Cabling for PC to PC communication, Network tester, network monitoring, Protocol Analyzer, Network Simulation, internet access through Dialup/DSL/Leased Line/Mobile handset.

Text Books

1. Behrouz A. Forouzan, "Data Communications and Networking", 4th Edition, Tata McGraw Hill
2. Andrew Tanenbaum, "Computer Networks", 4th Edition, Pearson Education.
3. Kurose & Ross, "Computer Networking- A top Down Approach featuring the Internet", 3rd edition, Pearson Education.
4. William Stallings, "computer Networks and Cryptography", 3rd edition, Pearson Education

Reference Books

1. Behrouz A. Forouzan, "TCP/IP protocol Suit", 3rd edition, Tata McGraw Hill Publications
2. Stevens, "TCP/IP illustrated Volume - I & II", Pearson education.
3. Feibel Werner, "Encyclopaedia of networking", Pearson education.
4. Frank J. Derfler, "Practical Networking", 2nd edition, QUE international Publishing.
5. Atul Kahate, "Cryptography and Network Security", 2nd edition, TATA McGraw Hill
6. Kenneth Mansfield, "Computer Networking from LANs to WANs: Hardware, software & Security", CENGAGE learning.
7. Nurul Sarkar, "Computer Networking & Hardware concepts", Information Science Publisher, USA.

B. E. Seventh Semester

(Electronics Engineering)

Elective I **MOBILE COMMUNICATION**

Duration: 3 Hrs.

College Assessment: 20 Marks

University Assessment: 80 Marks

Subject Code: BEENE705T

[3 – 0 – 1 – 4]

Objectives:

1. To understand the basic knowledge about the generation of mobile communication.
2. To familiarize with the recent trends in the field of wireless communication
3. To study and relate the different types of mobile communication system.
4. To study architecture of mobile communication.
5. To get knowledge about application's of mobile communication

Outcome: At the end of the course, the student should be able to :

1. Have an introduction to Mobile Communication
2. Understand the Cellular Systems
3. Know the concept of Switching systems
4. Understand the concept of Base station subsystems

UNIT- I:

(06)

The cellular concept: Evolution of mobile radio communication, Cellular telephone system, frequency reuse, channel assignment and handoff strategies, interference and system capacity, trunking and grade of service, improving capacity in cellular system.

UNIT II:

(08)

The mobile radio environment: causes of propagation path loss, causes of fading -long term and short term, definition of sample average, statistical average, probability density function, cumulative probability distribution, level crossing rate and average duration of fade, delay spread, coherence bandwidth, inter-symbol interference.

UNIT III:

(08)

Modulation techniques for mobile communication: BPSK, QPSK. Transmission and detection techniques, 4 -QPSK transmission and detection techniques, QAM, GMSK.

UNIT IV:

(08)

Equalization, diversity and channel coding: fundamentals of equalization, space polarization, frequency and time diversity techniques, space diversity, polarization diversity, frequency and time diversity, fundamentals of channel coding.

UNIT V:

(08)

Multiple access techniques: Introduction to multiple access, FDMA, TDMA, Spread spectrum multiple access, frequency hopped multiple access (FHMA), code division multiple access (CDMA), space division multiple access (SDMA).

UNIT VI:

(07)

GSM global system for mobile: services and features, GSM system architecture, GSM radio, subsystem, GSM channel types, GSM frame structure, signal processing in GSM, introduction to CDMA digital cellular standard.

TEXT BOOKS:

1. "Wireless Communication – Principles and practice", T S. Rappaport, Prentice Hall PTR, upper saddle river, New Jersey.
2. "Mobile Communications – Design fundamentals", William C. Y. Lee, John Willey Publications

REFERENCE BOOKS:

1. "Wireless digital communication", Kamilo Feher, PHI Publications
2. "Mobile Cellular Communication", W.C.Y.Lee, Mc Graw Hill Publications
3. "The Mobile Radio Propagation channel", J.D. Parson, Wiley Publication.

**B. E. Eighth Semester
(Electronics Engineering)**

Elective 2- WIRELESS SENSOR NETWORK

Duration: 3 Hrs.

College Assessment: 20 Marks

University Assessment: 80 Marks

Subject Code: BEENE804T

[3 – 0 – 1 – 4]

Objectives:

1. Introduce wireless sensor network architectures and communications protocols provide an understanding of mutual relationships and dependencies between different protocols and architectural decisions by offering an in-depth investigation of relevant protocol mechanisms.
2. Introduce sensor network platforms, operating systems and programming tools for sensor networks.
3. Introduce design spaces for sensor networks
4. Study wireless sensor network solutions with practical implementation examples and case studies.
5. Introduction to wireless sensor networks: Challenges for WSNs, enabling technologies.
6. Single node architecture: Hardware components, energy consumption of sensor nodes, operating systems and execution environments.

Outcome: By the end of this course, the students shall be able to

1. Demonstrate advanced knowledge and understanding of the engineering principle of sensor design, signal processing, established digital communications techniques, embedded hardware and software, sensor network architecture, sensor networking principles and protocols.
2. Demonstrate a computing science approach, in terms of software techniques, for wireless sensor networking with emphasis on tiny sensors, sensor specific programming languages, RFID technology, embedded architectures, software program design and associated hardware, data fusion.
3. Demonstrate knowledge of the associated business, legislative, safety and commercial issues; future technological advances and the way these will impact on the engineering product enterprise process.

Unit: I

(08)

Introduction and Overview of Wireless Sensor Networks, Commercial and Scientific Applications of Wireless Sensor Networks, Basic Wireless Sensor Technology, Sensor Taxonomy, wireless network environment, wireless network trends.

Unit: II

(08)

Radio technology primer, Available wireless technologies, Wireless Sensors Networks Protocols, Physical Layer, Fundamentals of Medium Access Control Protocols for Wireless Sensor Networks, MAC protocols for WSN, Case Study, IEEE 802.15 4LR WPAN, Standard case study.

Unit: III

(08)

Sensor Network Protocols, Data dissemination and gathering, Routing Challenges and design issues in wireless sensor network, Routing strategies in WSN.

Unit: IV

(08)

Protocols, Transport Control Protocols for **Wireless Sensors** Networks, Traditional transport control protocol, transport protocol design issues, examples of existing transport control protocol, performance of TCP.

Unit: V

(06)

Middleware for **Sensor** Networks, WSN middleware principles, Middleware architecture, existing middleware.

Unit: VI

(07)

Network Management for Wireless Sensor Networks, Requirements, Design issues, Examples of management Architecture, Performance and Traffic Management Issues.

Text Books:

1. Morgan Kaufmann F. Zhao and L. Guibas, 'Wireless Sensor Networks', San Francisco, 2004.
2. C. S. Raghavendra, Krishna M. Sivalingam, Taieb F. Znati, 'Wireless sensor networks', Edition: 2, Published by Springer, 2004 ISBN 1402078838, 9781402078835

Reference Books:

1. "Wireless Sensor Networks: Technology, Protocols, and Applications", Kazem Sohraby, Daniel Minoli, Taieb Znati, Wiley Interscience Publication, 2007
2. "Computer Networks", Andrew Tanenbaum, 4th ed, Pearson Education, 2007

B. E. Eighth Semester
(Electronics Engineering)

Elective 3- DATA COMPRESSION & ENCRYPTION

Duration: 3 Hrs.
College Assessment: 20 Marks
University Assessment: 80 Marks

Subject Code: BEENE805T

[3 – 0 – 1 – 4]

Objectives:

1. To understand the different text compression technique.
 2. To study the various audio compression scheme.
 3. To verify different video compression & image compression methods.
 4. To have the knowledge of various encryption technique.
 5. To acquire the information about different authentication technique.
-

Outcome: By the end of the course, the students shall be able to

1. implement various text, audio, video, compression technique.
 2. provide various authentication using digital communication.
 3. gain the knowledge of encryption techniques application to digital communication.
-

Unit 1: TEXT COMPRESSION

(08)

Shannon Fano Coding, Huffman coding, Arithmetic coding and dictionary techniques- LZW, family algorithms, Entropy measures of performance and Quality measures.

Unit 2: AUDIO COMPRESSION

(08)

Digital Audio, Lossy sound compression, μ -law and A-law companding, DPCM and ADPCM audio compression, MPEG audio standard, frequency domain coding, format of compressed data.

Unit 3: IMAGE AND VIDEO COMPRESSION

(08)

Lossless techniques of image compression, gray codes, Two dimensional image transforms, JPEG, JPEG 2000, Predictive Techniques PCM and DPCM. Video compression and MPEG industry standard.

Unit 4: CONVENTIONAL ENCRYPTION

(08)

Introduction, Types of attacks, Steganography, Data Encryption Standards, Block Cipher Principle, S-box design, triple DES with two three keys.

Unit 5: PUBLIC KEY ENCRYPTION AND NUMBER THEORY

(08)

Euler's theorems, Chinese remainder theorem, Principles of public key cryptography, RSA algorithm, Diffie-Hellman Key Exchange. Elliptic curve cryptology, message authentication and Hash functions, Hash and Mac algorithms, Digital signatures.

Unit 6: SYSTEM SECURITY & CASE STUDIES

(05)

Intruders, Viruses, Worms, firewall design, antivirus techniques, digital Immune systems, Certificate based & Biometric authentication, Secure Electronic Payment System.

Text Books

1. Data Compression – David Salomon , Springer Publication, 4th Edition.
2. Introduction to Data Compression – Khalid Sayood, Morgan Kaufmann Series, 3rd Edition
3. Cryptography and Network Security – William Stallings, Pearson Education Asia Publication,
4. Cryptography and Network Security – Behrouz Forouzan, McGraw-Hill, 1st Edition.

Reference Books:

1. The Data Compression Book – Mark Nelson, BPB publication, 2nd Edition
2. Applied Cryptography – Bruce Schneier, John Willey & Sons Inc. Publication, 2nd Edition
3. Cryptography & Network Security – Atul Kahate, Tata McGraw Hill, 2nd Edition
4. Cryptography and Network Security – Behrouz A. Forouzan , Special Indian Addition, SIE
5. Network Security & Cryptography – Bernard Menezes, Cenage Learning

“Human Voice Controlled Obstacle Avoiding Wheelchair”

*A Project report submitted in partial fulfillment of requirement of
the award of degree of*

**Bachelor of
Engineering in
Electronics Engineering**

Submitted by

Mr. Saurabh Sharma

Mr. Vedant Sahadeo

Mr. Suraj Patel

Ms. Vimmy Gajbhiye

Guide

Ms. Sharda Mungale



**Department of Electronics Engineering
Priyadarshini College of Engineering,
Nagpur**

(An Institute affiliated to Rashtrasant Tukadoji Maharaj Nagpur University, Nagpur)

2020-21

CERTIFICATE

This is to certify that this is a bonafide record of project work entitled "Human Voice Controlled Obstacle Avoiding Wheelchair" has been carried out by


Mr. Saurabh Sharma
Mr. Suraj Patel


Mr. Vedant Sahadeo
Ms. Vimmy Gajbhiye


Students of the B.E., Department of Electronics Engineering, during the academic year 2020-2021, in the partial fulfillment of the requirement for the award of the degree of Bachelor of Engineering (Electronics Engineering) offered by the Rashtrasant Tukadoji Maharaj Nagpur University, Nagpur.

Place: Nagpur

Date: 23/06/2021


Ms. Sharda Mungale
Guide (EN Dept.)
P. C. E. Nagpur


Dr. S. S. Shriramwar
(HOD EN Dept.)
P. C. E. Nagpur


Principal
Priyadarshini College of Engg.
Nagpur
Dr. M. P. Singh
(Principal)
P. C. E. Nagpur



ABSTRACT

The primary focus of this research is technology speech recognition through the conversion of speech to text. Controlling of machineries using speech was not possible earlier. This analysis will help us in implementing this technology for the handicapped ones who cannot drive the vehicle on their own. The use of sensors will provide greater safety from sudden hits due to the auto braking system and slow down feature.

A Bluetooth module (HC-05) is used to establish a communication link between the wheelchair and human voice commands via Android Application. The RF transmitter of the Bluetooth can take human voice commands which are converted to encoded digital data for the advantage of an adequate range (up to 100 meters) from the robot. The receiver decodes the data before feeding it to microcontroller to drive DC motors via motor driver L298D for necessary work. An Arduino UNO is programmed to read voice commands and respond accordingly.

Ultrasonic sensors interfaced with the Arduino can help in obstacle detection. Considering this feature for the future scope might prove a milestone in vehicle automation. Further the project can be developed using IoT technology where a user can control the robot from any corner of the world.

1.1 INTRODUCTION

Robots are the combination of electrical, mechanical and automated systems that are used to perform specific and complex tasks that are given by human. The robots can be remote controlled, voice controlled or fully automated. Voice controlled wheelchair uses speech recognition to obtain the data from the user. The Internet of Things is most advanced technology which is dominating the world because of its integration with various devices and machines. Because of this integration, robots can be controlled with lesser direct human intervention.

Human voice controlled wheelchair is specially designed for weak or physically handicapped persons. It makes their life easy as they just have to give voice commands. It is a device controlled by using voice commands and android application on the user's phone connected to the bluetooth module. The commands are encoded then relayed over an RF (Radio Frequency) channel and before reception decoded by the Bluetooth module. The Ultrasonic and IR sensors are used for obstacle detection that is placed in front of the robot. It detects the obstacle and makes the movement to the required direction by using the user's voice command. It has a good accuracy as Bluetooth module used for communication is very efficient within the short range. A good efficiency is achieved as voice command is used to get high interaction with the robot using android app.

3.1 INTRODUCTION

A robot is usually an electro-mechanical device that performs automatic functions. The wireless system has been under rapid development in recent years. **Wireless communication** makes the control system more complex and powerful. As we all know, the world of technology is developing rapidly because of the powerful processor and their mode of communication. The Internet of Things (IoT) is most advanced technology and it is dominating the world because of its integration with the devices such as smartphones and other machines. Because of this integration, the robots can be controlled with lesser direct human intervention.

In the proposed model, the movement of the wheelchair is controlled using voice commands and android application is used on the user's phone which is connected to the Bluetooth module. The commands are encoded then relayed over an **RF (Radio Frequency)** channel and before reception they are decoded by Bluetooth module. The Purpose of the wheelchair robot is to respond to the user's commands and act accordingly. The Ultrasonic and **IR sensors** are most suitable for obstacle detection.

The algorithm includes the approach of voice controlled obstacle avoiding wheelchair robot is as follows:

Steps:

1. The program first reads the voice command from the user through Android Application.
2. This command is sent wirelessly to the Arduino via Bluetooth module.
3. Arduino (the microcontroller) acts as per the command received.
4. While moving Ultrasonic and IR sensors will detect the obstacles.
5. When detected the robot will stop down and stop.
6. By this time we can provide the next command.

3.2 BLOCK DIAGRAM AND CIRCUIT DIGRAM

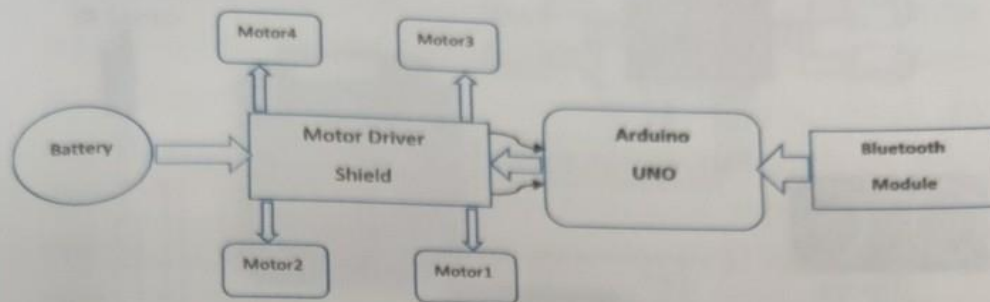


Fig. 3.1 Block Diagram of Working Principle

The figure shows the block diagram of wheelchair robot. The Bluetooth module is connected to the android application from which the Arduino reads commands. After processing them the Arduino activates motors accordingly with the help of motor driver L298D. A battery is used to power the wheelchair.

Algorithm:

The algorithm behind the operation of voice controlled obstacle avoiding wheelchair robot is simple and understandable.

Steps:

1. The program first reads the voice command from the user through Android Application.
2. This command is sent serially to the Arduino via Bluetooth module.
3. Arduino UNO perform action on **dc motors** according to command.
4. While moving Ultrasonic and IR **sensors** will detect the obstacles.
5. Once detected the Motors will slow down and stop.
6. By the time we can provide the next command.

“Women safety device with gps tracking and alert”

*A project report submitted
in
partial fulfillment of requirement for the award of
degree of*

**Bachelor of Engineering
in
Electronics Engineering**

Submitted by

Ms. Megha Dharmik

Ms. Laxmi Pardhi

Ms. Roshani Nibrad

Mr. Amit Sathawane

Guide

Prof. Ms. Divya Meshram



**Department of Electronics Engineering
Priyadarshini College of Engineering, Nagpur**

(An Institute affiliated to Rashtrasant Tukadoji Maharaj Nagpur University, Nagpur)

2020-2021

CERTIFICATE

This is to certify that this is a bonafide record of project work entitled
“Women Safety Device With gps Tracking And Alert” has been
carried out by


Ms. Megha Dharmik

Ms. Laxmi Pardhi


Ms. Roshani Nibrad

Mr. Amit Sathawane

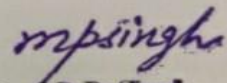
Students of the B.E., Department of Electronics Engineering, during the academic
year 2020-2021, in the partial fulfillment of the requirement for the award of the
degree of Bachelor of Engineering (Electronics Engineering) offered by the
Rashtrasant Tukadoji Maharaj Nagpur University, Nagpur.



Prof Ms. Divya Meshram
Guide (EN Dept.)
P. C. E. Nagpur



Dr. S. S. Shriramwar
(HOD EN Dept.)
P. C. E. Nagpur



Dr. M. P. Singh
Principal
Priyadarshini College of Engg.
Nagpur

H.O.D. Electronics
Priyadarshini College of
Engg., Nagpur

ABSTRACT

In the daily newspaper we see crime against women. Incident such as stalking, rape and domestic violence against women. Women's safety has become a major issue in the country. The crime rate against women in the country is increasing on a daily basis. Women are always afraid before they go out of their homes, especially at night.

This Device consists of a system that ensures double alerts in case a woman is worried or she thinks she is in trouble. This system can be turned on by a woman in case she even thinks she would be in trouble. It is useful because once an incident occurs with a woman she may or may not get the chance to press the emergency button. In a button press alerting system, in case a woman is hit on the head from behind, she may never get the chance to press panic button and no one will know she is in trouble. Our system solves this problem. This device is to be turned on in progress by a woman in case she is walking on a lonely road or some dark path or any remote area.

The world is becoming unsafe for women in all aspects. The crimes against women are increasing at a higher rate. The employed women are feeling unsafe due to increasing crimes. When someone is going to harass, she can press the button that is attached to the device and the location information is sent as an SMS alert to few predefined emergency numbers in terms of latitude and longitude. It is interfaced with a push button, a GPS module, a GSM modem and a pulse oximeter. If the switch is pressed, it activates the device and send message to the registered number. The program is developed in 'c language' to demonstrate the system capability in providing real time response. Thus, the girl can be safe and she can feel protected.

Student Performance Analysis and Prediction System.

*A project report submitted
in
the partial fulfillment of requirement for the award of
degree of*

**Bachelor of Engineering
in
Electronics Engineering**

by

**Mr. Aditya Thaokar
Mr. Ashwin Umate**

**Mr. Manish Borkar
Mr. Sudhinya Meshram**

Guide

Prof. Archana P. Khandait



**Department of Electronics Engineering
Priyadarshini College of Engineering, Nagpur**

(An institute affiliated to Rashtrasant Tukadoji Maharaj Nagpur University, Nagpur)

2020-21

ABSTRACT

In the education system it is necessary to build a system that can keep students' performance which accurately predicts students' future performance. Existing approach shows difficulty in covering the diversities of a student's educational background and it became critical for an undefined set of courses. In case of relevant courses students background information is considered which helps to estimate the relevant course in a term. Traditional existing systems, Intelligent Tutoring system and Massive open online courses are working on past records.

Thus, a prediction model is required. The following system uses machine learning approach for prediction of performance which speeds up the performance and also reduces the computation time. We develop the algorithm for making predictions based on student's progressive performance states and intermediate tests.

We developed an algorithm for making predictions based on student's progressive performance states and intermediate tests. This type of model consists of two layers of predictor which are named as base predictor and ensemble predictor for performance evaluation. The performance gradually increases the accuracy of the prediction and classification more precisely.

OTHERS DOMAIN

B. E. Third Semester

(Electronics / Electronics & Communication / Electronics & Telecommunication Engg.)

OBJECT ORIENTED PROGRAMMING & DATA STRUCTURE

Duration : 3 Hr.

College Assessment : 20 Marks

University Assessment : 80 Marks

Subject Code : BEENE304T/ BEECE304T/ BEETE304T

[4 - 0 - 1

- 5]

Objectives :

1. To understand the concept of object oriented programming and develop skills in C++ Language.
2. Access how the choice of data structures and algorithm design methods impacts the performance of programs.
3. To Choose the appropriate data structure and algorithm design method for a specified application.
4. Write programs using 'C++ Language'.

Outcomes :

On successful completion of this subject the student will be able to:

1. Be able to implement the concept of object oriented programming in any programming language.
2. Explain the basic data structures and algorithms for manipulating them.
3. Implement these data structures and algorithms in the C++ language.
4. Integrate these data structures and algorithms in larger programs.
5. Code and test well-structured programs of moderate size using the C++ language.
6. Apply principles of good program design to the C++ language.

Unit I: Introduction to Object Oriented Programming

(12)

Basic concepts of object oriented programming-Benefits of OOP's-Application OOP-Structure of C++ program-Basic Data type-Derived Data type-User defined data type-Operators in C++, Class Members, Access Control, Class Scope, Control Statements, Constructor and Destructor, parameter passing method, inline function, static class members, this pointer, friend function, Dynamic memory allocation and de allocation (new and delete), exception handling.

Unit II: Features of Object Oriented Programming

(06)

Function Overloading, Generic Programming- Function and class templates, Defining operator overloading-overloading unary operator, overloading binary operator-rules for operator overloading.

Unit III: Inheritance

(10)

Inheritance- Inheritance basics, base and derived classes, inheritance types:-single inheritance, multilevel inheritance, multiple inheritance, hierarchal inheritance, hybrid inheritance, and virtual base class –run time polymorphism using virtual function, pure virtual function, and abstract classes.

Unit IV: Introduction to Data structure

(10)

Arrays-Introduction-Linear arrays-representation of linear arrays in memory, Sorting-selection sort, Insertion Sort, Bubble Sorting, Quick Sort, Merge Sort, radix sort, linear Search-Binary Search

Unit V: Introduction of Stack and Queue

(10)

Introduction of Stack and Queue, Dynamic memory allocation, Linked list-Introduction-Representation of singly Linked List in memory, Traversing a linked list, Searching a linked list, insertion and deletion in linked list, implementation of stack using linked representation, implementation of queue using linked representation

Unit VI: Trees and Terminology

(12)

Trees: Basic terminology, Binary Trees, Binary tree representation, algebraic Expressions, Complete Binary Tree, Array and Linked Representation of Binary trees, Traversing Binary trees, Binary search Tree Implementation ,Operations – Searching, Insertion and deletion in binary search trees., Threaded Binary trees, Traversing Threaded Binary trees.

Text Book:

1. E.Balagurusamy , “Object Oriented Programming with C++” , Tata McGraw Hill Publications.
2. Y.Langsam : “Data Strcture using C and C++ “, Pearson Education Publications
3. Horowitz and Sahani : “Fundamentals of data Structures”, Galgotia Publication Pvt. Ltd., New Delhi.
4. A. M. Tenenbaum : “Data Structures using C & C++”, PHI Publications.

Reference Books:

1. K.R.Venugopal,B.RajKumar,T.RaviShankar : “ Mastering C++” , Tata McGraw Hill publication.
2. W.Savitch : “Problem solving with C++ The OOP” , , Pearson education.
3. Herbert Scheldt : “ C++ , the Complete Reference” Tata McGraw Hill Publications.
4. Robert L. Kruse, Alexander J. Ryba : “Data Structures and Program Design in C++”, PHI Publications.
5. Robert Lafore : “Object Oriented Programming in Microsoft C++”, Galgotia Publications.

B. E. Fourth Semester

(Electronics / Electronics & Communication/ Electronics & Telecommunication Engg.)

POWER DEVICES AND MACHINES

Duration : 3 Hr.

College Assessment : 20 Marks

University Assessment : 80 Marks

Subject Code : BEENE402T/ BEECE402T/ BEETE402T

[4 - 0 - 1 - 5]

Objectives : To teach the basic concepts of power electronics. Also to study the important power devices and machines in detail along with basic applications of SCR as controlled rectifier. To get skill of developing and design related to power electronic circuits.

Outcomes :

After learning this subject, the students will

1. Understand the basics of different components used in Power Electronics.
2. Understand the working and characteristics of different power devices along with their applications in Electronic circuits.
3. Understand the concept of AC-DC converters, Choppers, Inverters which are widely used in industries.
4. Understand the different AC/DC machines and their speed control methods.

Unit I : Thyristors

(12)

SCR : Construction, Operation, Transistor analogy, Static & dynamic Characteristics, Switching characteristics, SCR Ratings, Gate characteristics, Triggering requirements, Triggering techniques, Isolation Techniques, Pulse triggering, Burst triggering

TRIAC : Construction, Operation, steady state characteristics, Triggering modes, Principle of DIAC, Phase control using TRIAC

Unit II : Power Devices

(10)

IGBT : Construction, operation, Steady state characteristics, Switching characteristics, Safe operating area, Need for gate/base drive circuits, Isolation techniques, Base drive circuits for Power BJT

Power MOSFET : Construction, operation, Static characteristics , Switching characteristics , forward and reverse bias operation, Gate drive circuits for Power MOSFET and IGBT.

GTO : Construction, Operation, Turn-off mechanism, Applications.

Unit III :

(10)

Phase controlled Rectifiers (AC-DC Converters) : Single phase half Wave controlled, full wave controlled rectifiers with R and RL load, Bridge Configurations with R and RL load, Effect of Free-wheeling diode, Three phase full wave and half wave controlled with resistive load.

AC-AC Converters : Basic Principle, Operation , Single phase AC voltage controller for R and RL loads, Working of Three phase AC-AC controller with R Load.

Unit IV : Power Converters

(10)

DC-DC converters (Chopper) : Working principle of chopper, Types of chopper : Step-Up & Step-Down chopper for RL Load, Class-A, class-B, Class-C, Class-D and Class-E chopper, Control Strategies

DC-AC Converters (Inverter) : Classification of inverter, Working Principle of single phase Half Bridge and Single Phase Full Bridge inverter for R and RL load, Three phase Bridge inverter for Resistive (Star) load.

Unit V :

(10)

Three Phase Transformers : Construction, Different Connections : Star-Star, Delta-Delta, Star-Delta, Delta-Star, Open Delta Connection, Scott Connection, Parallel operation.

Three Phase Induction Motor : Principle of operation, Necessity of starters , DOL starter, Autotransformer starter, Star-Delta Starter, Speed control techniques of three-phase induction motor.

Unit VI :

(08)

DC Motors Principle of Operation, Types of Motor, Speed Control of Shunt Motor : Flux Control, Armature Control and voltage control method, Speed Control of Series : Flux Control, Rheostatic Control method

Universal Motor : Construction, Working ,characteristics and applications.

B.E. Fourth Semester

(Electronics/Electronics & Communication/ Electronics & Telecommunication Engg)

ENVIRONMENTAL STUDIES

Duration : 3 Hr.

College Assessment : Grade

University Assessment : 00 Marks

**Subject Code : BEENE406T/ BEECE406T/ BEETE406T
- 0]**

| 3 - 0 - 0

Objectives :

The goals of the Environmental Studies subject are to:

- 1) Increase understanding of how the world as a bio-physical system works, foster awareness of the earth's vital signs, and sharpen the ability of students to understand the nature and results of science.
- 2) Encourage a critical understanding of the various historical, political, economic, ethical, and religious forces that have shaped and continue to shape our world.
- 3) Nurture an ecological frame of mind which is willing and able to see things whole and thus resist the narrow specialization that can blind us to the connections between disciplines and bodies of knowledge.
- 4) Cultivate people who have sufficient knowledge, care, and practical competence to live in an ecologically responsible way.
- 5) Provide opportunities for students to explore the connections between environmental issues and different religious and philosophical traditions, and to encourage students who are Christian to reflect on their faith and its vision of shalom.

Outcome :

Through the course sequence in ESS, students will be able to:

1. Recognize major concepts in environmental sciences and demonstrate in-depth understanding of the environment.
 2. Develop analytical skills, critical thinking, and demonstrate problem-solving skills using scientific techniques.
-

Unit I : Introduction

(2)

Definition, Scope and importance, Need for public awareness – institutions in environment, people in environment.

Unit II : Natural Resources

(2)

Renewable and non-renewable and associated problems; Role of an individual in conservation of natural resources; Equitable use of resources for sustainable lifestyles.

Unit III : Ecosystems

(8)

Concept of an ecosystem- Understanding ecosystems, ecosystem degradation, resource utilization. **Structure and functions of an ecosystem** – producers, consumers and decomposers.

Energy flow in the ecosystem- water, carbon, oxygen, nitrogen and energy cycles, integration of cycles in nature. **Ecological succession**; food chains, food webs and ecological pyramids; ecosystem types – characteristic features, structure and functions of forest, grassland, desert and aquatic ecosystems.

Unit IV : Bio-diversity

(10)

Introduction – Biodiversity at genetic, species and ecosystem levels

Bio-geographic classification of India

Value of biodiversity – Consumptive use value, productive use value, social, ethical, moral, aesthetic and optional value of biodiversity, Threats to bio-diversity nation; hotspots of biodiversity. **Threats to bio-diversity** – habitat loss, poaching of wildlife, man-wild life conflicts. Common endangered and endemic plant and animal species of India.

In situ and Ex situ conservation of biodiversity.

Unit V : Pollution

(6)

Definition; causes, effects and control measures of air, water, soil, marine, noise and thermal pollutions and nuclear hazards. **Solid waste management** – Causes, effects and control measures of urban and industrial waste. Role of individual and institutions in prevention of pollution.

Disaster management – Floods, earthquake, cyclone, landslides

Unit VI : Social Issues and the Environment

(12)

Unsustainable to sustainable development; Urban problems related to energy; water conservation, rainwater, harvesting, watershed management; problems and concerns of resettlement and rehabilitation of affected people.

Environmental ethics – issues and possible solutions – Resource consumption patterns and need for equitable utilization; equity disparity in Western and Eastern countries; Urban and rural equity issues; need for gender equity.

Syllabus.
RTM Nagpur University Nagpur.

BE. Course.

INDUSTRIAL ECONOMICS AND ENTREPRENEURSHIP DEVELOPMENT.
(Common to all branches of Engineering & Technology.)

Examination Scheme:

Units: 06.

Marks: Internal - 20
External - 80

Objective

Study of this subject provides an understanding of the scope of an industrial economics and entrepreneurship development, key areas of business development, sources of finance, project preparation, methods of taxation and tax benefits, significance of entrepreneurship and economic growth, application of engineering skills in entrepreneurial activities etc.

1.

Industrial economics, Types of Business structures, top and bottom line of the organization, economic analysis of business, economics of operations, economic prudence in business.

2.

Market structures- Monopoly, Oligopoly, and Monopolistic competition. Pricing strategies, business integration- forward backward integration, economies of scale, diseconomies of scale, liberalization, privatization and globalization. Business cycles, optimum size of firm.

3.

The functions of central bank and commercial banks, Foreign Direct Investment, Free trade vs. Protectionism, Capital formation, Inflation, Recession and stagnation, Inclusive growth, Public-Private partnership for development, Multiplier effect, Accelerator effect.

4

Entrepreneurship meaning, Major Motives Influencing an Entrepreneur, Factors Affecting Entrepreneurial Growth. Project Formulation, Product development, Market Survey and Research, Demand forecasting techniques, Techno Economic Feasibility Assessment – Preparation of Preliminary Project Reports – Project Appraisal – Sources of Information – Classification of Needs and Agencies.

5.

Need – Sources of Finance, Term Loans, Capital Structure, venture capital. Angel funding, Financial Institution, management of working Capital, Costing, Break Even Analysis, Network Analysis Techniques of PERT/CPM – Taxation – Direct, Indirect Taxes.

6. Sickness in small Business, Major problems faced by SSIs, Foreign Direct Investments and threat to SSI, Technical consultancy organizations, safeguard measures against variation in currency value, Government Policy for Small Scale Enterprises, tax holidays, and incentives to SSIs.

TEXT BOOKS

Industrial Economics. By, Ranjana Seth, Ane Book Pvt Ltd.

Modern Economic Theory By, K.K. Dewett. S.Chand.

Industrial Economics. By, Jagdish Sheth, Pearson Publication.

"Entrepreneurial Development" By, S.S.Khanka S.Chand & Co. Ltd. Ram Nagar New Delhi, 1999.
Hisrich R D and Peters M P, "Entrepreneurship" 5th Edition Tata McGraw-Hill, 2002.

Management of Entrepreneurship. By, N.V.R. Naidu, I.K. International Pvt Ltd.

Entrepreneurial Development. By, S.Anil Kumar. New Age International.

Small- Scale Industries and Entrepreneurship, By, Dr. Vasant Desai, Himalaya Publication.

REFERENCE BOOKS:

Business Economics. By, K.Rajgopalchar. Atalantic Publishers.

Microeconomics. By, Robert Pindyk

Business Economics. By, H.L. Ahuja, H. L. Ahuja, Louis Prof. De Broglie. S.Chand.

Rabindra N. Kanungo "Entrepreneurship and innovation", Sage Publications, New Delhi, 1998.

Financing Small Scale Industries in India, By, K.C.Reddy.Himalaya Publication.

B. E. Sixth Semester

(Electronics / Electronics & Communication/ Electronics & Telecommunication Engg)

Industrial Visit

Duration: 2 Hrs.

College Assessment: G (Grade)

Subject Code: BEENE607P /BEECE607P/ BEETE607P

[0 – 2 – 0 – 2]

Objectives:

To provide industry exposure to students.

Outcome:

The students shall be able to apply this knowledge during their project and may be useful in future.

In industrial visit it is expected that

1. Student should visit the industry.
2. Based on their interaction, experience during this Industrial visit they should prepare technical report with photograph and certificate from industry.

“Women safety device with gps tracking and alert”

*A project report submitted
in
partial fulfillment of requirement for the award of
degree of*

**Bachelor of Engineering
in
Electronics Engineering**

Submitted by

Ms. Megha Dharmik

Ms. Laxmi Pardhi

Ms. Roshani Nibrad

Mr. Amit Sathawane

Guide

Prof. Ms. Divya Meshram



**Department of Electronics Engineering
Priyadarshini College of Engineering, Nagpur**

(An Institute affiliated to Rashtrasant Tukadoji Maharaj Nagpur University, Nagpur)

2020-2021

CERTIFICATE

This is to certify that this is a bonafide record of project work entitled
"Women Safety Device With gps Tracking And Alert" has been
carried out by


Ms. Megha Dharmik

Ms. Laxmi Pardhi


Ms. Roshani Nibrad

Mr. Amit Sathawane

Students of the B.E., Department of Electronics Engineering, during the academic
year 2020-2021, in the partial fulfillment of the requirement for the award of the
degree of Bachelor of Engineering (Electronics Engineering) offered by the
Rashtrasant Tukadoji Maharaj Nagpur University, Nagpur.




Prof Ms. Divya Meshram
Guide (EN Dept.)
P. C. E. Nagpur



Dr. S. S. Shriramwar
(HOD EN Dept.)
P. C. E. Nagpur

H.O.D. Electronics
Priyadarshini College of
Engg., Nagpur



Dr. M. P. Singh
Principal
Priyadarshini College of Engg.
Nagpur

ABSTRACT

In the daily newspaper we see crime against women. Incident such as stalking, rape and domestic violence against women. Women's safety has become a major issue in the country. The crime rate against women in the country is increasing on a daily basis. Women are always afraid before they go out of their homes, especially at night.

This Device consists of a system that ensures double alerts in case a woman is worried or she thinks she is in trouble. This system can be turned on by a woman in case she even thinks she would be in trouble. It is useful because once an incident occurs with a woman she may or may not get the chance to press the emergency button. In a button press alerting system, in case a woman is hit on the head from behind, she may never get the chance to press panic button and no one will know she is in trouble. Our system solves this problem. This device is to be turned on in progress by a woman in case she is walking on a lonely road or some dark path or any remote area.

The world is becoming unsafe for women in all aspects. The crimes against women are increasing at a higher rate. The employed women are feeling unsafe due to increasing crimes. When someone is going to harass, she can press the button that is attached to the device and the location information is sent as an SMS alert to few predefined emergency numbers in terms of latitude and longitude. It is interfaced with a push button, a GPS module, a GSM modem and a pulse oximeter. If the switch is pressed, it activates the device and send message to the registered number. The program is developed in **c language** to demonstrate the system capability in providing real time response. Thus, the girl can be safe and she can feel protected.

“Human Voice Controlled Obstacle Avoiding Wheelchair”

*A Project report submitted in partial fulfillment of requirement of
the award of degree of*

**Bachelor of
Engineering in
Electronics Engineering**

Submitted by

Mr. Saurabh Sharma

Mr. Vedant Sahadeo

Mr. Suraj Patel

Ms. Vimmy Gajbhiye

Guide

Ms. Sharda Mungale



**Department of Electronics Engineering
Priyadarshini College of Engineering,
Nagpur**

(An Institute affiliated to Rashtrasant Tukadoji Maharaj Nagpur University, Nagpur)

2020-21

CERTIFICATE

This is to certify that this is a bonafide record of project work entitled "Human Voice Controlled Obstacle Avoiding Wheelchair" has been carried out by


Mr. Saurabh Sharma
Mr. Suraj Patel


Mr. Vedant Sahadeo
Ms. Vimmy Gajbhiye

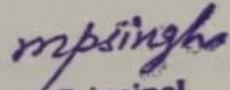
Students of the B.E., Department of Electronics Engineering, during the academic year 2020-2021, in the partial fulfillment of the requirement for the award of the degree of Bachelor of Engineering (Electronics Engineering) offered by the Rashtrasant Tukadoji Maharaj Nagpur University, Nagpur.

Place: Nagpur

Date: 23/06/2021


Ms. Sharda Mungale
Guide (EN Dept.)
P. C. E. Nagpur


Dr. S. S. Shriramwar
(HOD EN Dept.)
P. C. E. Nagpur


Principal
Priyadarshini College of Engg.
Nagpur
Dr. M. P. Singh
(Principal)
P. C. E. Nagpur



ABSTRACT

The primary focus of this research is technology speech recognition through the conversion of speech to text. Controlling of machineries using speech was not possible earlier. This analysis will help us in implementing this technology for the handicapped ones who cannot drive the vehicle on their own. The use of sensors will provide greater safety from sudden hits due to the auto braking system and slow down feature.

A Bluetooth module (HC-05) is used to establish a communication link between the wheelchair and human voice commands via Android Application. The RF transmitter of the Bluetooth can take human voice commands which are converted to encoded digital data for the advantage of an adequate range (up to 100 meters) from the robot. The receiver decodes the data before feeding it to microcontroller to drive DC motors via motor driver L298D for necessary work. An Arduino UNO is programmed to read voice commands and respond accordingly.

Ultrasonic sensors interfaced with the Arduino can help in obstacle detection. Considering this feature for the future scope might prove a milestone in vehicle automation. Further the project can be developed using IoT technology where a user can control the robot from any corner of the world.